

VOCABULARY

Listen and repeat the words and sentences.

Page 1

Please refer to the definition file.



paper

She uses a pen to write.

She uses a pen to write on a sheet of paper.

I write the word “ pen”.

pen -> paper

I write the word “ paper”.

Repetition Drill

Listen to the teacher and repeat the sentences.

Page 3

1. I listen to you.
2. You repeated my sentence.
3. Say the word “paper”.
4. I said the word “paper” and you repeated it.
5. This is a word.
6. This is a sentence.
7. She writes on a sheet of paper.
8. She uses a pen to write.
9. She uses a pen to write on a sheet of paper.
10. I added the words “on a sheet of paper” to the sentence.
11. She writes on a sheet of paper.
12. I changed the word “pen” to “paper”.

Basic Single-slot Substitution Drill

Listen to the teacher and repeat the sentences.

Page 4

1. She writes on a sheet of paper.
2. He writes on a sheet of paper.
3. They write on a sheet of paper.
4. I write on a sheet of paper.
5. We write on a sheet of paper.

Basic Sentence Expansion Drill

Listen to the teacher and repeat the sentences.

Page 5

1. This is a word.
2. This is a word and this is a sentence.
3. This is a word and this is a sentence on this sheet.
4. This is a word and this is a sentence on this sheet of paper.

Repetition Drill

Listen to the teacher and repeat the sentences.

Page 6

1. I said the word “pen”.
2. I said the word “pen” and you repeated it.
3. He uses a pen to write.
4. He writes on a sheet of paper.
5. I used the word “change”.
6. She listens to me.
7. They write on this sheet of paper.

Intermediate Sentence Expansion Drill

Listen to the teacher and follow the instructions.

Page 7

1. This is a word. Repeat.
2. This is a word. Add: and this is a sentence.
3. This is a word and this is a sentence. Add: on this sheet.
4. This is a word and this is a sentence on this sheet. Add: of paper.

Basic Sentence Expansion Drill

Listen to the teacher and repeat the sentences.

Page 8

1. I changed the word.
2. I changed the word “pen”.
3. I changed the word “pen” to “paper”.
4. I changed the word “pen” to “a sheet of paper”.

Intermediate Sentence Expansion Drill

Listen to the teacher and follow the instructions.

Page 9

1. I changed the word. Repeat.
2. I changed the word. Add: pen.
3. I changed the word "pen". Add: to paper.
4. I changed the word "pen" to "paper". Add: a sheet of.

Basic Single-slot Substitution Drill

Listen to the teacher and repeat the sentences.

Page 10

1. I listen to you.
2. I listen to them.
3. I listen to her.
4. I listen to him.

Intermediate Single-slot Substitution Drill

Listen to the teacher and follow the instructions.

Page **11**

1. I listen to you. Repeat.
2. I listen to you. Change: her.
3. I listen to her. Change: him.
4. I listen to him. Change: them.
5. I listen to them. Change: you.

Basic Single-slot Substitution Drill

Listen to the teacher and repeat the sentences.

Page 12

1. I use a pen to write.
2. She uses a pen to write.
3. They use a pen to write.
4. He uses a pen to write.
5. We use a pen to write.

Intermediate Single-slot Substitution Drill

Listen to the teacher and follow the instructions.

Page 13

1. I use a pen to write. Repeat.
2. I use a pen to write. Change: she.
3. She uses a pen to write. Change: he.
4. He uses a pen to write. Change: they.
5. They use a pen to write. Change: we.

Question and Answer with Prompt Drill

Listen and answer the questions in complete sentences.

Page 14

1. What do we use to write on a sheet of paper? – We use a pen ...
2. What do we write on? – We write ...
3. Paper and pencil; what did I say? – You said ...
4. Say the word “change”.
5. What did you say? – I said ...

VOCABULARY

Listen and repeat the words and sentences.

Page 15

Please refer to the definition file.

A B C D E F G H I J K L M
N O P Q R S T U V W X Y Z





/f/ vs /v/

Page 17

The upper teeth gently touch the bottom lip.

Air passes through a tiny gap between the lips and teeth.

/f/ is unvoiced, while /v/ is voiced.

Repetition Drill

Listen to the teacher and repeat the sentences.

Page 18

1. The letter A is a vowel.
2. The letter B is a consonant.
3. The letter E is not a consonant; it's a vowel.
4. The letter O is before the letter P.
5. The letter P is after the letter O.
6. The alphabet has 26 letters.
7. I wrote a letter for him.
8. The letter U is a vowel; this sentence is right.
9. The letters of the alphabet are a, b, c, d, et cetera.

Consonant Pronunciation Drill

Listen to the teacher and repeat the words.

Page 19

1. vowel /v/
2. before /f/
3. for /f/
4. of /v/
5. alphabet /f/
6. after /f/

Basic Single-slot Substitution Drill

Listen to the teacher and repeat the sentences.

Page 20

1. The letter A is a vowel.
2. The letter E is a vowel.
3. The letter I is a vowel.
4. The letter O is a vowel.
5. The letter U is a vowel.

Intermediate Single-slot Substitution Drill

Listen to the teacher and follow the instructions.

Page 21

1. The letter O is a vowel. Repeat.
2. The letter O is a vowel. Change: A.
3. The letter A is a vowel. Change: I.
4. The letter I is a vowel. Change: E.
5. The letter E is a vowel. Change: U.

Repetition Drill

Listen to the teacher and repeat the sentences.

Page 22

1. She wrote a letter for him.
2. The vowels are a, e, i, o and u.
3. The consonants are b, c, d, f, g, etc.
4. The letter W is a consonant; it's right.
5. The letter R is before the letter S; this sentence is right.
6. The letter H is before the letter I.
7. The letter J is not a vowel; it's a consonant.
8. The letter C is after the letter B.

Basic Single-slot Substitution Drill

Listen to the teacher and repeat the sentences.

Page 23

1. The letter B is a consonant.
2. The letter C is a consonant.
3. The letter R is a consonant.
4. The letter F is a consonant.
5. The letter V is a consonant.

Intermediate Single-slot Substitution Drill

Listen to the teacher and follow the instructions.

Page 24

1. The letter B is a consonant. Repeat.
2. The letter B is a consonant. Change: M.
3. The letter M is a consonant. Change: R.
4. The letter R is a consonant. Change: V.
5. The letter V is a consonant. Change: F.

Question and Answer with Prompt Drill

Listen and answer the questions in complete sentences.

Page 25

1. Is the letter B a consonant? – Yes, the letter B ...
2. Is the letter B a vowel? – No, the letter B ...
3. What letter is before the letter P? – The letter O ...
4. What are the letters of the alphabet? – The letters of ...
5. The letter O is a vowel letter; is it right? – Yes, ...
6. Are the letters R and L consonants? – Yes, the letters ...
7. Did you write a letter for me? – No, I didn't ...
8. Is the letter F after the letter E? – Yes, the letter F ...
9. Are there 26 letters in the alphabet? – Yes, there are ...
10. Is the letter U a vowel? – Yes, the letter ...

VOCABULARY

Listen and repeat the words and sentences.

Page 26

Please refer to the definition file.



Talking About Things 1 - **NOUNS**

Page 28

Nouns are words we use to refer to objects, people, and places.

Repetition Drill

Listen to the teacher and repeat the sentences.

Page 29

1. This is a table.
2. This is a mirror.
3. This is a bag.
4. This is a book.
5. This is a box.
6. This is a ball.
7. This is a watch.
8. This is a computer.

Intermediate Single-slot Substitution Drill

Listen to the teacher and follow the instructions.

Page 30

1. This is a book. Repeat.
2. This is a book. Change: watch.
3. This is a watch. Change: computer.
4. This is a computer. Change: ball.
5. This is a ball. Change: book.
6. This is a book. Change: box.
7. This is a box. Change: table.
8. This is a table. Change: mirror.

Basic Single-slot Substitution Drill

Listen to the teacher and repeat the sentences.

Page 31

1. The word “table” is a noun.
2. The word “book” is a noun.
3. The word “mirror” is a noun.
4. The word “box” is a noun.
5. The word “bag” is a noun.
6. The word “computer” is a noun.
7. The word “watch” is a noun.
8. The word “ball” is a noun.

Repetition Drill

Listen to the teacher and repeat the sentences.

Page 32

1. This is a book.
2. This is not a ball; this is a bag.
3. This is a computer.
4. This is not a watch; this is a mirror.
5. This is a box.
6. This is not a book; it's a table.
7. This is a mirror.

Basic Sentence Expansion Drill

Listen to the teacher and repeat the sentences.

Page 33

1. This is a book.
2. This is a book and a pen.
3. This is a book and a pen on the table.
4. This is a book, a pen, and a bag on the table.

Intermediate Single-slot Substitution Drill

Listen to the teacher and follow the instructions.

Page 34

1. A book is on the table. Repeat.
2. A book is on the table. Change: ball.
3. A ball is on the table. Change: pen.
4. A pen is on the table. Change: bag.
5. A bag is on the table. Change: computer.
6. A computer is on the table. Change: mirror.
7. A mirror is on the table. Change: box.
8. A box is on the table. Change: watch.

Question and Answer with Prompt Drill

Listen and answer the questions in complete sentences.

Page 35

1. Is this a bag? – Yes, it's ...
2. Is this a book? – Yes, it's ...
3. Is this a mirror? – Yes, it's ...
4. Is this a computer? – Yes, it's ...
5. Is this a table? – Yes, it's ...
6. Is this a watch? – No, it is ...
7. Is this a bag? – No, it is ...

Question and Answer Drill

Listen and answer the questions in complete sentences.

Page 36

1. Is this a bag? –
2. Is this a book? –
3. Is this a mirror? –
4. Is this a computer? –
5. Is this a table? –
6. Is this a watch? –
7. Is this a bag? –

- 1. She wrote a letter for him.**
- 2. The vowels are a, e, i, o and u.**
- 3. The consonants are b, c, d, f, g, etc.**
- 4. The letter W is a consonant; it's right.**

5. The letter R is before the letter S; this sentence is right.
6. The letter H is before the letter I.
7. The letter J is not a vowel; it's a consonant.
8. The letter C is after the letter B.

- 1. I listen to you.**
- 2. You repeated my sentence.**
- 3. Say the word “paper”.**
- 4. I said the word “paper” and you repeated it.**
- 5. This is a word.**
- 6. This is a sentence.**

- 7. She writes on a sheet of paper.**
- 8. She uses a pen to write.**
- 9. She uses a pen to write on a sheet of paper.**
- 10. I added the words “on a sheet of paper” to the sentence.**
- 11. She writes on a sheet of paper.**
- 12. I changed the word “pen” to “paper”.**

1. The word "table" is a noun.
2. The word "book" is a noun.
3. The word "mirror" is a noun.
4. The word "box" is a noun.
5. The word "bag" is a noun.
6. The word "computer" is a noun.
7. The word "watch" is a noun.
8. The word "ball" is a noun.

Repetition Drill

Listen to the teacher and repeat the sentences.

Page 42

1. The letter A is a vowel.
2. The letter B is a consonant.
3. The letter E is not a consonant; it's a vowel.
4. The letter O is before the letter P.
5. The letter P is after the letter O.
6. The alphabet has 26 letters.
7. I wrote a letter for him.
8. The letter U is a vowel; this sentence is right.
9. The letters of the alphabet are a, b, c, d, et cetera.

Intermediate Sentence Expansion Drill

Listen to the teacher and follow the instructions.

Page 43

1. This is a word. Repeat.
2. This is a word. Add: and this is a sentence.
3. This is a word and this is a sentence. Add: on this sheet.
4. This is a word and this is a sentence on this sheet. Add: of paper.

Intermediate Single-slot Substitution Drill

Listen to the teacher and follow the instructions.

Page 44

1. I listen to you. Repeat.
2. I listen to you. Change: her.
3. I listen to her. Change: him.
4. I listen to him. Change: them.
5. I listen to them. Change: you.

Intermediate Sentence Expansion Drill

Listen to the teacher and follow the instructions.

Page 45

1. I changed the word. Repeat.
2. I changed the word. Add: pen.
3. I changed the word "pen". Add: to paper.
4. I changed the word "pen" to "paper". Add: a sheet of.

Intermediate Single-slot Substitution Drill

Listen to the teacher and follow the instructions.

Page 46

1. The letter O is a vowel. Repeat.
2. The letter O is a vowel. Change: A.
3. The letter A is a vowel. Change: I.
4. The letter I is a vowel. Change: E.
5. The letter E is a vowel. Change: U.

Intermediate Single-slot Substitution Drill

Listen to the teacher and follow the instructions.

Page 47

1. The letter B is a consonant. Repeat.
2. The letter B is a consonant. Change: M.
3. The letter M is a consonant. Change: R.
4. The letter R is a consonant. Change: V.
5. The letter V is a consonant. Change: F.

Question and Answer with Prompt Drill

Listen and answer the questions in complete sentences.

Page 48

1. Is the letter B a consonant? – Yes, the letter B ...
2. Is the letter B a vowel? – No, the letter B ...
3. What letter is before the letter P? – The letter O ...
4. What are the letters of the alphabet? – The letters of ...
5. The letter O is a vowel letter; is it right? – Yes, ...
6. Are the letters R and L consonants? – Yes, the letters ...
7. Did you write a letter for me? – No, I didn't ...
8. Is the letter F after the letter E? – Yes, the letter F ...
9. Are there 26 letters of the alphabet? – Yes, there are ...
10. Is the letter U a vowel? – Yes, the letter ...

Consonant Pronunciation Drill

Listen to the teacher and repeat the words.

Page 49

- | | |
|-------------|-----|
| 1. vowel | /v/ |
| 2. before | /f/ |
| 3. for | /f/ |
| 4. of | /v/ |
| 5. alphabet | /f/ |
| 6. after | /f/ |

Intermediate Single-slot Substitution Drill

Listen to the teacher and follow the instructions.

Page 50

1. A book is on the table. Repeat.
2. A book is on the table. Change: ball.
3. A ball is on the table. Change: pen.
4. A pen is on the table. Change: bag.
5. A bag is on the table. Change: computer.
6. A computer is on the table. Change: mirror.
7. A mirror is on the table. Change: box.
8. A box is on the table. Change: watch.

Repetition Drill

Listen to the teacher and repeat the sentences.

Page **51**

1. This is a book.
2. This is not a ball; this is a bag.
3. This is a computer.
4. This is not a watch; this is a mirror.
5. This is a box.
6. This is not a book; it's a table.
7. This is a mirror.

Question and Answer Drill

Listen and answer the questions in complete sentences.

Page 52

1. Is this a bag? –
2. Is this a book? –
3. Is this a mirror? –
4. Is this a computer? –
5. Is this a table? –
6. Is this a watch? –
7. Is this a bag? –

Writing Exercise

Listen and type the sentences in the chat box.

Page 53

1. He writes on a sheet of paper.
2. The letter V is a consonant.
3. I changed the word.
4. The letter B is a consonant.
5. This is not a ball; this is a bag.
6. The letter E is a vowel.

VOCABULARY

Listen and repeat the words and sentences.

Page **54**

Please refer to the definition file.

1 2 3 4 5 6 7 8 9 10.

Talking About Things 2

Singular and Plural Nouns

Page 56

Nouns are words we use to refer to objects, people and places.



In English, we add “-s” to many nouns when there is more than one.

For example:

one pen > two pens

one book > four books

We don't add “-s” to all nouns when there is more than one. We will see this in a later lesson.

Repetition Drill

Listen to the teacher and repeat the sentences.

Page 58

1. I have one pen.
2. I have two pens.
3. She has one book.
4. He has three books.
5. He has one bag.
6. They have four bags.
7. She has one watch.

Repetition Drill

Listen to the teacher and repeat the sentences.

Page 59

8. They have five watches.
9. I have six books.
10. She has seven books.
11. They have eight balls.
12. She has nine computers.
13. They have ten boxes.
14. This is the number 10.
15. There's a dot after the number 10.

Basic Single-slot Substitution Drill

Listen to the teacher and repeat the sentences.

Page 60

1. I have one pen.
2. I have two pens.
3. I have two books.
4. I have three books.
5. I have four books.
6. I have four boxes.
7. I have five boxes.

Basic Single-slot Substitution Drill

Listen to the teacher and repeat the sentences.

Page **61**

- 8. I have five computers.
- 9. I have six computers.
- 10. I have six mirrors.
- 11. I have seven mirrors.
- 12. I have seven bags.
- 13. I have eight bags.
- 14. I have nine bags.
- 15. I have ten bags.

Intermediate Single-slot Substitution Drill

Listen to the teacher and follow the instructions.

Page 62

1. She has one bag. Repeat.
2. She has one bag. Change: three.
3. She has three bags. Change: they.
4. They have three bags. Change: four.
5. They have four bags. Change: five.

Repetition Drill

Listen to the teacher and repeat the sentences.

Page 63

1. This is the number 2.
2. 1, 2, 3, 4, and 5; I'm saying the numbers 1 to 5.
3. There is a dot after a number.
4. I have one mirror.
5. They have two mirrors.
6. He has six watches.
7. She has eight bags.
8. I have ten sheets of paper.
9. There are nine pens and seven books on the table.
10. There are four balls on the table.

Question and Answer Drill

Listen and answer the questions in complete sentences.

Page 64

1. What's the plural of pen? –
2. What's the plural of book? –
3. What's the plural of computer? –
4. What's the plural of mirror? –
5. What's the plural of box? –
6. What's the plural of watch? –
7. What's the plural of table? –
8. What's the singular of tables? –
9. What's the singular of letters? –
10. What's the singular of bags? –
11. What's the singular of computers? –
12. What's the singular of pens? –

Intermediate Single-slot Substitution Drill

Listen to the teacher and follow the instructions.

Page 65

1. He has six boxes. Repeat.
2. He has six boxes. Change: watches.
3. He has six watches. Change: computers.
4. He has six computers. Change: eight.
5. He has eight computers. Change: boxes.
6. He has eight boxes. Change: ten.
7. He has ten boxes. Change: one.

Mixed Drill

Listen to the teacher and follow the instructions.

Page 66

1. This is a book. Repeat.
2. This is a book. Change: there.
3. There is a book. Add: on the table.
4. There is a book on the table. Change: two.
5. There are two books on the table. Change: balls.
6. There are two balls on the table. Change: five.
7. There are five balls on the table. Change: boxes.

Mixed Drill

Listen to the teacher and follow the instructions.

Page 67


1. He has one watch. Repeat.
2. He has one watch. Change: two.
3. He has two watches. Change: computers.
4. He has two computers. Change: she.
5. She has two computers. Change: mirrors.
6. She has two mirrors. Change: five.
7. She has five mirrors. Change: books.
8. She has five books. Add: on the table.
9. She has five books on the table. Change: one.
10. She has one book on the table. Change: pen.


VOCABULARY

Listen and repeat the words and sentences.

Page **68**

Please refer to the definition file.





/ɛ/ vs. /æ/

Page 70

/ɛ/ - The tongue tip is held in the middle and at the front of the mouth; usually nearer the bottom teeth than the top teeth; should not touch the teeth; and lips are not spread.

/æ/ - The tongue tip is held low and at the front of the mouth. It is quite close to the bottom teeth; does not usually touch the bottom teeth; lips are not spread; and jaw drops slightly.

Repetition Drill

Listen to the teacher and repeat the sentences.

Page 71

1. My pen is red.
2. Her pen is blue.
3. He has a black bag.
4. I have a yellow bag.
5. The box is brown.
6. The table is grey.
7. The book is green.
8. The ball is red.
9. The color of her watch is white.
10. The pencil is yellow.

Basic Single-slot Substitution Drill

Listen to the teacher and repeat the sentences.

Page 72

1. This pen is blue.
2. This pen is black.
3. This pen is red.
4. This pencil is red.
5. This pencil is white.
6. This pencil is grey.
7. This pencil is yellow.
8. This pencil is green.
9. This pencil is brown.
10. Her pencil is brown.

Mixed Drill

Listen to the teacher and follow the instructions.

Page 73

1. My pen is red. Repeat.
2. My pen is red. Change: blue.
3. My pen is blue. Change: black.
4. My pen is black. Add: and pencil are.
5. My pen and pencil are black. Change: white.
6. My pen and pencil are white. Change: grey.
7. My pen and pencil are grey. Change: yellow.
8. My pen and pencil are yellow. Change: green.
9. My pen and pencil are green. Change: red.
10. My pen and pencil are red. Change: her.

Vowel Pronunciation Drill

Listen to the teacher and repeat the words.

Page 74

1. pen /ɛ/
2. bag /æ/
3. pencil /ɛ/
4. black /æ/
5. after /æ/
6. add /æ/
7. ten /ɛ/
8. yellow /ɛ/
9. alphabet /æ/
10. red /ɛ/

Repetition Drill

Listen to the teacher and repeat the sentences.

Page 75

1. The color of my pen is red.
2. The color of her pen is blue.
3. The color of her pencil is yellow.
4. The color of his pencil is grey.
5. The color of the table is black.
6. The color of the bag is green.
7. The color of the sheet of paper is white.
8. The color of the box is brown.

Intermediate Single-slot Substitution Drill

Listen to the teacher and follow the instructions.

Page 76

1. The color of my pen is red. Repeat.
2. The color of my pen is red. Change: blue.
3. The color of my pen is blue. Change: bag.
4. The color of my bag is blue. Change: green.
5. The color of my bag is green. Change: red.
6. The color of my bag is red. Change: ball.
7. The color of my ball is red. Change: mirror.
8. The color of my mirror is red. Change: grey.
9. The color of my mirror is grey. Change: computer.
10. The color of my computer is grey. Change: table.

Intermediate Single-slot Substitution Drill

Listen to the teacher and follow the instructions.

Page 77

1. The red book is on the table. Repeat.
2. The red book is on the table. Change: blue.
3. The blue book is on the table. Change: white.
4. The white book is on the table. Change: bag.
5. The white bag is on the table. Change: watch.
6. The white watch is on the table. Change: grey.
7. The grey watch is on the table. Change: watches are.

Mixed Drill

Listen to the teacher and follow the instructions.

Page 78

1. I have a ball. Repeat.
2. I have a ball. Add: red.
3. I have a red ball. Change: grey.
4. I have a grey ball. Change: two, balls.
5. I have two grey balls. Change: five.
6. I have five grey balls. Add: on the table.
7. I have five grey balls on the table. Change: books.

VOCABULARY

Listen and repeat the words and sentences.

Page 79

Please refer to the definition file.

March

Monday

Tuesday

Wednesday

Thursday

Friday

Saturday

Sunday

Cardinal and Ordinal Numbers

Page 81

Cardinal numbers are unordered; one, two, three, four, and so on.

Ordinal numbers are ordered; first, second, third, fourth, and so on.

1 – first

2 – second

3 – third

4 – fourth

5 – fifth

6 – sixth

7 – seventh

8 – eighth

9 – ninth

10 – tenth

First, second and third are irregular forms.

To make ordinal numbers for other numbers, “-th” is added to the cardinal number:

four > fourth

five > fifth

six > sixth

seven > seventh

and so on.

Repetition Drill

Listen to the teacher and repeat the sentences.

Page 83

1. There are seven days in a week.
2. The days of the week are Monday, Tuesday, Wednesday, etc.
3. Monday is the first day of the week.
4. Tuesday is the second day of the week.
5. Wednesday is the third day of the week.
6. Thursday is the fourth day of the week.
7. Friday is the fifth day of the week.
8. Saturday is the sixth day of the week.
9. Sunday is the last day of the week.
10. Saturday and Sunday are the days of the weekend.

Basic Single-slot Substitution Drill

Listen to the teacher and repeat the sentences.

Page 84

1. Today is Monday.
2. Today is Tuesday.
3. Today is Wednesday.
4. Today is Thursday.
5. Today is Friday.
6. Today is Saturday.
7. Today is Sunday.

Intermediate Single-slot Substitution Drill

Listen to the teacher and follow the instructions.

Page 85

1. Today is Monday. Repeat.
2. Today is Monday. Change: Tuesday.
3. Today is Tuesday. Change: Wednesday.
4. Today is Wednesday. Change: Thursday.
5. Today is Thursday. Change: Friday.
6. Today is Friday. Change: Saturday.
7. Today is Saturday. Change: Sunday.

Repetition Drill

Listen to the teacher and repeat the sentences.

Page 86

1. Today is the first day of the week.
2. Today is the second day of the week.
3. Today is the third day of the week.
4. Today is the fourth day of the week.
5. Today is the fifth day of the week.
6. Today is the sixth day of the week.
7. Today is the seventh day of the week.
8. The days of the weekend are Saturday and Sunday.

Intermediate Single-slot Substitution Drill

Listen to the teacher and follow the instructions.

Page 87

1. Today is the first day of the week. Repeat.
2. Today is the first day of the week. Change: second.
3. Today is the second day of the week. Change: third.
4. Today is the third day of the week. Change: sixth.
5. Today is the sixth day of the week. Change: fourth.
6. Today is the fourth day of the week. Change: seventh.
7. Today is the seventh day of the week. Change: fifth.

Intermediate Single-slot Substitution Drill

Listen to the teacher and follow the instructions.

Page 88

1. Today is the first day of the week. Repeat.
2. Today is the first day of the week. Change: Monday.
3. Monday is the first day of the week. Change: Tuesday.
4. Tuesday is the second day of the week. Change: Wednesday.
5. Wednesday is the third day of the week. Change: Thursday.
6. Thursday is the fourth day of the week. Change: Friday.
7. Friday is the fifth day of the week. Change: Saturday.
8. Saturday is the sixth day of the week. Change: Sunday.

Question and Answer with Prompt Drill

Listen and answer the questions in complete sentences.

Page 89

1. Is Monday the first day of the week? – Yes, Monday ...
2. Is Tuesday the third day of the week? – No, Tuesday ...
3. Is Friday the fifth day of the week? – Yes, Friday ...
4. Is Sunday the last day of the week? – Yes, Sunday ...
5. Is Wednesday the third day of the week? – Yes, Wednesday ...
6. Is Thursday the seventh day of the week? – No, Thursday ...
7. Are Saturday and Sunday the days of the weekend? – Yes, Saturday ...

Question and Answer Drill

Listen and answer the questions in complete sentences.

Page 90

1. Is Monday the first day of the week?
2. Is Tuesday the third day of the week?
3. Is Friday the fifth day of the week?
4. Is Sunday the last day of the week?
5. Is Wednesday the third day of the week?
6. Is Thursday the seventh day of the week?
7. Are Saturday and Sunday the days of the weekend?

1. I have one pen.

2. I have two pens.

3. She has one book.

4. He has three books.

5. He has one bag.

6. They have four bags.

7. She has one watch.

8. They have five watches.

- 9. I have six books.**
- 10. She has seven books.**
- 11. They have eight balls.**
- 12. She has nine computers.**
- 13. They have ten boxes.**
- 14. This is the number 10.**
- 15. There's a dot after the number 10.**

- | | |
|--------------------------|---------------------------|
| 1. This pen is blue. | 6. This pencil is grey. |
| 2. This pen is black. | 7. This pencil is yellow. |
| 3. This pen is red. | 8. This pencil is green. |
| 4. This pencil is red. | 9. This pencil is brown. |
| 5. This pencil is white. | 10. Her pencil is brown. |

- 1. There are seven days in a week.**
- 2. The days of the week are Monday, Tuesday, Wednesday, etc.**
- 3. Monday is the first day of the week.**
- 4. Tuesday is the second day of the week.**
- 5. Wednesday is the third day of the week.**

- 6. Thursday is the fourth day of the week.**
- 7. Friday is the fifth day of the week.**
- 8. Saturday is the sixth day of the week.**
- 9. Sunday is the last day of the week.**
- 10. Saturday and Sunday are the days of the weekend.**

Intermediate Single-slot Substitution Drill

Listen to the teacher and follow the instructions.

Page 96

1. She has one bag. Repeat.
2. She has one bag. Change: three.
3. She has three bags. Change: they.
4. They have three bags. Change: four.
5. They have four bags. Change: five.

Question and Answer Drill

Listen and answer the questions in complete sentences.

Page 97

1. What's the plural of pen? –
2. What's the plural of book? –
3. What's the plural of computer? –
4. What's the plural of mirror? –
5. What's the plural of box? –
6. What's the plural of watch? –
7. What's the plural of table? –
8. What's the singular of tables? –
9. What's the singular of letters? –
10. What's the singular of bags? –
11. What's the singular of computers? –
12. What's the singular of pens? –

Mixed Drill

Listen to the teacher and follow the instructions.

Page 98

1. This is a book. Repeat.
2. This is a book. Change: there.
3. There is a book. Add: on the table.
4. There is a book on the table. Change: two.
5. There are two books on the table. Change: balls.
6. There are two balls on the table. Change: five.
7. There are five balls on the table. Change: boxes.

Mixed Drill

Listen to the teacher and follow the instructions.

Page 99

1. My pen is red. Repeat.
2. My pen is red. Change: blue.
3. My pen is blue. Change: black.
4. My pen is black. Add: and pencil.
5. My pen and pencil are black. Change: white.
6. My pen and pencil are white. Change: grey.
7. My pen and pencil are grey. Change: yellow.
8. My pen and pencil are yellow. Change: green.
9. My pen and pencil are green. Change: red.
10. My pen and pencil are red. Change: her.

Repetition Drill

Listen to the teacher and repeat the sentences.

Page **100**

1. The color of my pen is red.
2. The color of her pen is blue.
3. The color of her pencil is yellow.
4. The color of his pencil is grey.
5. The color of the table is black.
6. The color of the bag is green.
7. The color of the sheet of paper is white.
8. The color of the box is brown.

Mixed Drill

Listen to the teacher and follow the instructions.

Page **101**

1. I have a ball. Repeat.
2. I have a ball. Add: red. –
3. I have a red ball. Change: grey. –
4. I have a grey ball. Change: two. –
5. I have two grey balls. Change: five. –
6. I have five grey balls. Add: on the table. –
7. I have five grey balls on the table. Change: books. –

Basic Single-slot Substitution Drill

Listen to the teacher and repeat the sentences.

Page 102

1. Today is Monday.
2. Today is Tuesday.
3. Today is Wednesday.
4. Today is Thursday.
5. Today is Friday.
6. Today is Saturday.
7. Today is Sunday.

Vowel Pronunciation Drill

Listen to the teacher and repeat the words.

Page **103**

1. pen /ɛ/
2. bag /æ/
3. pencil /ɛ/
4. black /æ/
5. after /æ/
6. add /æ/
7. ten /ɛ/
8. yellow /ɛ/
9. alphabet /æ/
10. red /ɛ/

Intermediate Single-slot Substitution Drill

Listen to the teacher and follow the instructions.

Page **104**

1. Today is the first day of the week. Repeat.
2. Today is the first day of the week. Change: second. –
3. Today is the second day of the week. Change: third. –
4. Today is the third day of the week. Change: sixth. –
5. Today is the sixth day of the week. Change: fourth. –
6. Today is the fourth day of the week. Change: seventh. –
7. Today is the seventh day of the week. Change: fifth. –

Intermediate Single-slot Substitution Drill

Listen to the teacher and follow the instructions.

Page **105**

1. Today is the first day of the week. Repeat.
2. Today is the first day of the week. Change: Monday.
3. Monday is the first day of the week. Change: Tuesday.
4. Tuesday is the second day of the week. Change: Wednesday.
5. Wednesday is the third day of the week. Change: Thursday.
6. Thursday is the fourth day of the week. Change: Friday.
7. Friday is the fifth day of the week. Change: Saturday.
8. Saturday is the sixth day of the week. Change: Sunday.

Question and Answer Drill

Listen and answer the questions in complete sentences.

Page **106**

1. Is Monday the first day of the week? –
2. Is Tuesday the third day of the week? –
3. Is Friday the fifth day of the week? –
4. Is Sunday the last day of the week? –
5. Is Wednesday the third day of the week? –
6. Is Thursday the seventh day of the week? –
7. Are Saturday and Sunday the days of the weekend? –

Writing Exercise

Listen and type the sentences in the chat box.

Page 107


1. There are nine pens and seven books on the table.
2. They have two mirrors.
3. The color of her watch is white.
4. The red book is on the table.
5. I have five grey balls on the table.

VOCABULARY

Listen and repeat the words and sentences.

Page **108**

Please refer to the definition file.





/m/

Page 110

1. The lips are together and fully closed.
2. Air passes out through the nose.
3. The lips open slightly at the end of the sound.

Repetition Drill

Listen to the teacher and repeat the sentences.

Page **111**

1. There are sixty seconds in one minute.
2. There are sixty minutes in one hour.
3. There are twenty-four hours in one day.
4. It's five o'clock now.
5. The time now is five o'clock.
6. It's seven o'clock now.
7. It's eight o'clock in the morning.
8. It's three o'clock in the afternoon.
9. It's eight o'clock in the evening.
10. It's eight o'clock at night.
11. The time now is ten o'clock in the morning.

Consonant Pronunciation Drill

Listen to the teacher and repeat the words.

Page **112**

1. morning /m/
2. night /n/
3. minute /m/
4. number /n/
5. nine /n/
6. Monday /m/

Basic Single-slot Substitution Drill

Listen to the teacher and repeat the sentences.

Page **113**

1. It's five o'clock now.
2. It's two o'clock now.
3. It's six o'clock now.
4. It's nine o'clock now.
5. It's eleven o'clock now.
6. It's twelve o'clock now.
7. It's one o'clock now.
8. It's four o'clock now.

Mixed Drill

Listen to the teacher and follow the instructions.

Page **114**

1. It's five o'clock. Repeat.
2. It's five o'clock. Add: now.
3. It's five o'clock now. Change: two.
4. It's two o'clock now. Change: six.
5. It's six o'clock now. Change: nine.
6. It's nine o'clock now. Change: eight.
7. It's eight o'clock now. Change: eleven.
8. It's eleven o'clock now. Change: ten.

Mixed Drill

Listen to the teacher and follow the instructions.

Page **115**

1. It's eight o'clock. Repeat.
2. It's eight o'clock. Add: in the morning.
3. It's eight o'clock in the morning. Change: ten.
4. It's ten o'clock in the morning. Change: evening.
5. It's ten o'clock in the evening. Change: eleven.
6. It's eleven o'clock in the evening. Change: morning.
7. It's eleven o'clock in the morning. Change: six.
8. It's six o'clock in the morning. Change: four.
9. It's four o'clock in the morning. Change: afternoon.
10. It's four o'clock in the afternoon. Change: five.

Repetition Drill

Listen to the teacher and repeat the sentences.

Page **116**

1. The time now is three o'clock.
2. It's three o'clock now.
3. It's three o'clock in the afternoon.
4. The time on my watch is ten o'clock.
5. The time on her watch is two o'clock.
6. It's eleven o'clock in the morning.
7. It's eleven o'clock in the evening.
8. It's eleven o'clock at night.

Intermediate Single-slot Substitution Drill

Listen to the teacher and follow the instructions.

Page 117

1. The time now is three o'clock in the morning. Repeat.
2. The time now is three o'clock in the morning. Change: four.
3. The time now is four o'clock in the morning. Change: five.
4. The time now is five o'clock in the morning. Change: afternoon.
5. The time now is five o'clock in the afternoon. Change: one.
6. The time now is one o'clock in the afternoon. Change: two.
7. The time now is two o'clock in the afternoon. Change: morning.
8. The time now is two o'clock in the morning. Change: eight.
9. The time now is eight o'clock in the morning. Change: evening.
10. The time now is eight o'clock in the evening. Change: night.

Question and Answer Drill

Listen and answer the questions in complete sentences.

Page **118**

1. Are there sixty seconds in one minute? –
2. Are there sixty minutes in one hour? –
3. Are there twenty-four hours in one day? –
4. Are there seventy seconds in one minute? –
5. Are there eighty minutes in one hour? –
6. Are there thirty hours in one day? –

Pronunciation Repetition Drill

Listen to the teacher and repeat the words.

Page **119**

1. morning
2. Monday
3. mirror
4. time
5. minute
6. hour
7. afternoon
8. evening
9. night
10. clock
11. o'clock
12. second

VOCABULARY

Listen and repeat the words and sentences.

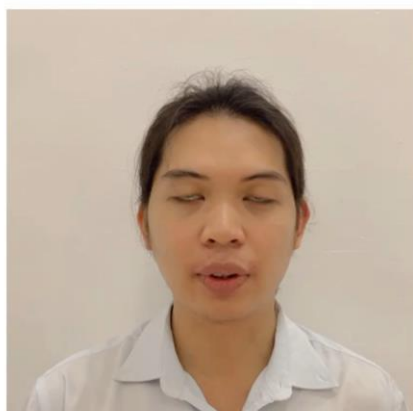
Page 120

Please refer to the definition file.





/i/



/i:/

Page 122

1. The tongue tip is held high and close to the top teeth.
2. The tongue tip should be just behind the top teeth without touching them.
3. The lips are spread.

Repetition Drill

Listen to the teacher and repeat the sentences.

Page 123

1. It's four o'clock in the morning; it's early.
2. It's eleven o'clock in the evening; it's late.
3. I go to school at seven o'clock every day.
4. I leave my house at seven o'clock every day.
5. I go to their house at ten o'clock weekly.
6. I meet him at school.
7. She leaves the school at five o'clock.
8. She comes home at seven o'clock in the evening.

Vowel Pronunciation Drill

Listen to the teacher and repeat the words.

Page 124

1. early /i/
2. week /i:/
3. weekly /i/
4. leave /i:/
5. every /i/

Basic Single-slot Substitution Drill

Listen to the teacher and repeat the sentences.

Page 125

1. It's two o'clock in the morning; it's early.
2. It's four o'clock in the morning; it's early.
3. It's three o'clock in the morning; it's early.
4. It's five o'clock in the morning; it's early.
5. It's six o'clock in the morning; it's early.

Intermediate Single-slot Substitution Drill

Listen to the teacher and follow the instructions.

Page 126

1. It's two o'clock in the morning; it's early. Repeat.
2. It's two o'clock in the morning; it's early. Change: four.
3. It's four o'clock in the morning; it's early. Change: three.
4. It's three o'clock in the morning; it's early. Change: five.
5. It's five o'clock in the morning; it's early. Change: six.

Repetition Drill

Listen to the teacher and repeat the sentences.

Page 127

1. She goes to school at six o'clock.
2. She goes to school early.
3. She comes home at ten o'clock.
4. She comes home late.
5. I meet her at school.
6. She leaves her house at six o'clock.
7. She leaves her house early.
8. They go to school every day.
9. He goes to school every day.
10. She goes to his house weekly.

Basic Single-slot Substitution Drill

Listen to the teacher and repeat the sentences.

Page **128**

1. She goes to school early.
2. She goes to school late.
3. I go to school late.
4. I go to school early.
5. He goes to school early.
6. He goes to school late.
7. He goes to school every day.
8. They go to school every day.

Intermediate Single-slot Substitution Drill

Listen to the teacher and follow the instructions.

Page 129

1. She goes to school early. Repeat.
2. She goes to school early. Change: late.
3. She goes to school late. Change: I.
4. I go to school late. Change: he.
5. He goes to school late. Change: early.
6. He goes to school early. Change: they.
7. They go to school early. Change: every day.
8. They go to school every day. Change: she.

Basic Single-slot Substitution Drill

Listen to the teacher and repeat the sentences.

Page **130**

1. I meet her at school.
2. I meet him at school.
3. They meet him at school.
4. I meet them at school.
5. She meets him at school.
6. She meets them at school.
7. He meets her at school.

Basic Single-slot Substitution Drill

Listen to the teacher and repeat the sentences.

Page **131**

1. I leave my house at seven o'clock in the morning every day.
2. I leave my house at eight o'clock in the morning every day.
3. I leave my house at ten o'clock in the morning every day.
4. I leave my house at six o'clock in the morning every day.
5. I leave my house at nine o'clock in the morning every day.
6. I leave my house at eleven o'clock in the morning every day.
7. I leave my house at five o'clock in the morning every day.

Intermediate Single-slot Substitution Drill

Listen to the teacher and follow the instructions.

Page 132

1. I leave my house at seven o'clock in the morning every day. Repeat.
2. I leave my house at seven o'clock in the morning every day. Change: five.
3. I leave my house at five o'clock in the morning every day. Change: six.
4. I leave my house at six o'clock in the morning every day. Change: eight.
5. I leave my house at eight o'clock in the morning every day. Change: nine.
6. I leave my house at nine o'clock in the morning every day. Change: evening.
7. I leave my house at nine o'clock in the evening every day. Change: weekly.

Question and Answer with Prompt Drill

Listen and answer the questions in complete sentences.

Page **133**

1. Is five o'clock in the morning early? – Yes, five o'clock ...
2. Is four o'clock in the morning early? – Yes, four o'clock ...
3. Is ten o'clock in the evening late? – Yes, ten o'clock ...
4. Is ten o'clock in the evening early? – No, ten o'clock ...
5. I leave home at six o'clock in the morning; is it late? – No, it isn't ...
6. She goes to school at seven o'clock in the morning; is it early? – Yes, ...
7. He goes to school at seven o'clock in the morning; is it late? – No, it isn't ...

Sound (Phoneme) Identification Drill

Listen to the teacher, repeat, and tick the correct sound.

	/i/	/i:/
1. early		
2. week		
3. meet		
4. weekly		
5. every		
6. leave		
7. green		

Page 134


1. early –
2. week –
3. meet –
4. weekly –
5. every –
6. leave –
7. green -

VOCABULARY

Listen and repeat the words and sentences.

Page 135

Please refer to the definition file.



January	February	March
April	May	June
July	August	September
October	November	December

Repetition Drill

Listen to the teacher and repeat the sentences.

Page 137

1. January is the first month of the year.
2. February is the second month of the year.
3. March is the third month of the year.
4. April is the fourth month of the year.
5. May is the fifth month of the year.
6. June is the sixth month of the year.
7. July is the seventh month of the year.
8. August is the eighth month of the year.
9. September is the ninth month of the year.
10. October is the tenth month of the year.
11. November is the eleventh month of the year.
12. December is the twelfth month of the year.

Question and Answer with Prompt Drill

Listen and answer the questions in complete sentences.

Page **138**

1. Are there twelve months in a year? – Yes, there are ...
2. Is January the first month of the year? – Yes, January ...
3. Is February the second month of the year? – Yes, February ...
4. Is March the third month of the year? – Yes, March ...
5. Is April the fourth month of the year? – Yes, April ...
6. Is May the fifth month of the year? – Yes, May ...
7. Is June the sixth
month of the year?
– Yes, June ...

Question and Answer with Prompt Drill

Listen and answer the questions in complete sentences.

Page **139**

8. Is July the seventh month of the year? – Yes, July ...
9. Is August the eighth month of the year? – Yes, August ...
10. Is September the ninth month of the year? – Yes, September ...
11. Is October the tenth month of the year? – Yes, October ...
12. Is November the eleventh month of the year? – Yes, November ...
13. Is December the twelfth month of the year? – Yes, December ...

Intermediate Single-slot Substitution Drill

Listen to the teacher and follow the instructions.

Page **140**

1. It's the first day of the month. Repeat.
2. It's the first day of the month. Change: second.
3. It's the second day of the month. Change: tenth.
4. It's the tenth day of the month. Change: fifth.
5. It's the fifth day of the month. Change: seventh.
6. It's the seventh day of the month. Change: fourth.
7. It's the fourth day of the month. Change: eighth.

Repetition Drill

Listen to the teacher and repeat the sentences.

Page **141**

1. There are twelve months in one year.
2. The first month is January.
3. The second month is February.
4. The third month is March.
5. The fourth month is April.
6. The fifth month is May.
7. The sixth month is June.

Repetition Drill

Listen to the teacher and repeat the sentences.

Page 142

8. The seventh month is July.
9. The eighth month is August.
10. The ninth month is September.
11. The tenth month is October.
12. The eleventh month is November.
13. The twelfth month is December.

Inflection Drill

Listen to the teacher and follow the instructions.

Page **143**

1. The first month is January. Repeat.
2. The first month is January. Change: February.
3. The second month is February. Change: March.
4. The third month is March. Change: April.
5. The fourth month is April. Change: May.
6. The fifth month is May. Change: June.
7. The sixth month is June. Change: July.
8. The seventh month is July. Change: August.
9. The eighth month is August. Change: September.
10. The ninth month is September. Change: October.
11. The tenth month is October. Change: November.
12. The eleventh month is November. Change: December.

Question and Answer Drill

Listen and answer the questions in complete sentences.

Page **144**

1. Are there twelve months in a year? –
2. Is January the first month of the year? –
3. Is February the second month of the year? –
4. Is March the third month of the year? –
5. Is April the fourth month of the year? –
6. Is May the fifth month of the year? –
7. Is June the sixth month of the year? –

Question and Answer Drill

Listen and answer the questions in complete sentences.

Page **145**

- 8. Is July the seventh month of the year? –
- 9. Is August the eighth month of the year? –
- 10. Is September the ninth month of the year? –
- 11. Is October the tenth month of the year? –
- 12. Is November the eleventh month of the year? –
- 13. Is December the twelfth month of the year? –

Question and Answer with Prompt Drill

Listen and answer the questions in complete sentences.

Page **146**

1. February is the month before March; is it right? – Yes, February ...
2. October is the month after November; is it right? – No, October ...
3. October is the month before November; is it right? – Yes, October ...
4. Is January the last month of the year? – No, January ...
5. Is December the first month of the year? – No, December ...
6. Is May the fifth month of the year? – Yes, May ...
7. Is June the seventh month of the year? – No, June ...

Pronunciation Repetition Drill

Listen to the teacher and repeat the words.

Page 147

1. January
2. February
3. March
4. April
5. May
6. June
7. July

Pronunciation Repetition Drill

Listen to the teacher and repeat the words.

Page **148**

8. August

9. September

10. October

11. November

12. December

13. month

14. year

1. There are sixty seconds in one minute.
2. There are sixty minutes in one hour.
3. There are twenty-four hours in one day.
4. It's five o'clock now.
5. The time now is five o'clock.
6. It's seven o'clock now.

- 7. It's eight o'clock in the morning.**
- 8. It's three o'clock in the afternoon.**
- 9. It's eight o'clock in the evening.**
- 10. It's eight o'clock at night.**
- 11. The time now is ten o'clock in the morning.**

1. It's four o'clock in the morning; it's early.
2. It's eleven o'clock in the evening; it's late.
3. I go to school at seven o'clock every day.
4. I leave my house at seven o'clock every day.

5. I go to their house at ten o'clock weekly.
6. I meet him at school.
7. She leaves the school at five o'clock.
8. She comes home at seven o'clock in the evening.

- | | |
|---------------------------|-----------------------------|
| 1. It's five o'clock now. | 5. It's eleven o'clock now. |
| 2. It's two o'clock now. | 6. It's twelve o'clock now. |
| 3. It's six o'clock now. | 7. It's one o'clock now. |
| 4. It's nine o'clock now. | 8. It's four o'clock now. |

Repetition Drill

Listen to the teacher and repeat the sentences.

Page **154**

1. January is the first month of the year.
2. February is the second month of the year.
3. March is the third month of the year.
4. April is the fourth month of the year.
5. May is the fifth month of the year.
6. June is the sixth month of the year.
7. July is the seventh month of the year.
8. August is the eighth month of the year.
9. September is the ninth month of the year.
10. October is the tenth month of the year.
11. November is the eleventh month of the year.
12. December is the twelfth month of the year.

Consonant Pronunciation Drill

Listen to the teacher and repeat the words.

Page **155**

1. morning /m/
2. night /n/
3. minute /m/
4. number /n/
5. nine /n/
6. Monday /m/

Basic Single-slot Substitution Drill

Listen to the teacher and repeat the sentences.

Page **156**

1. It's five o'clock now.
2. It's two o'clock now.
3. It's six o'clock now.
4. It's nine o'clock now.
5. It's eleven o'clock now.
6. It's twelve o'clock now.
7. It's one o'clock now.
8. It's four o'clock now.

Pronunciation Repetition Drill

Listen to the teacher and repeat the words.

Page **157**

1. morning
2. Monday
3. mirror
4. time
5. minute
6. hour
7. afternoon
8. evening
9. night
10. clock
11. o'clock
12. second

Vowel Pronunciation Drill

Listen to the teacher and repeat the words.

Page **158**

1. early /i/
2. week /i:/
3. weekly /i/
4. leave /i:/
5. every /i/

Question and Answer with Prompt Drill

Listen and answer the questions in complete sentences.

Page 159

1. Are there twelve months in a year? – Yes, there are ...
2. Is January the first month of the year? – Yes, January ...
3. Is February the second month of the year? – Yes, February ...
4. Is March the third month of the year? – Yes, March ...
5. Is April the fourth month of the year? – Yes, April ...
6. Is May the fifth month of the year? – Yes, May ...
7. Is June the sixth
month of the year?
– Yes, June ...

Question and Answer with Prompt Drill

Listen and answer the questions in complete sentences.

Page **160**

8. Is July the seventh month of the year? – Yes, July ...
9. Is August the eighth month of the year? – Yes, August ...
10. Is September the ninth month of the year? – Yes, September ...
11. Is October the tenth month of the year? – Yes, October ...
12. Is November the eleventh month of the year? – Yes, November ...
13. Is December the twelfth month of the year? – Yes, December ...

Mixed Drill

Listen to the teacher and follow the instructions.

Page **161**

1. It's eight o'clock. Repeat.
2. It's eight o'clock. Add: in the morning.
3. It's eight o'clock in the morning. Change: ten.
4. It's ten o'clock in the morning. Change: evening.
5. It's ten o'clock in the evening. Change: eleven.
6. It's eleven o'clock in the evening. Change: morning.
7. It's eleven o'clock in the morning. Change: six.
8. It's six o'clock in the morning. Change: four.
9. It's four o'clock in the morning. Change: afternoon.
10. It's four o'clock in the afternoon. Change: five.

Sound (Phoneme) Identification Drill

Listen to the teacher, repeat, and tick the correct sound.

	/i/	/i:/
1. early		
2. week		
3. meet		
4. weekly		
5. every		
6. leave		
7. green		

Page 162

1. early –
2. week –
3. meet –
4. weekly –
5. every –
6. leave –
7. green -

Intermediate Single-slot Substitution Drill

Listen to the teacher and follow the instructions.

Page 163

1. It's the first day of the month. Repeat.
2. It's the first day of the month. Change: second.
3. It's the second day of the month. Change: tenth.
4. It's the tenth day of the month. Change: fifth.
5. It's the fifth day of the month. Change: seventh.
6. It's the seventh day of the month. Change: fourth.
7. It's the fourth day of the month. Change: eighth.

Pronunciation Repetition Drill

Listen to the teacher and repeat the words.

Page **164**

1. January
2. February
3. March
4. April
5. May
6. June
7. July

Pronunciation Repetition Drill

Listen to the teacher and repeat the words.

Page **165**

8. August

9. September

10. October

11. November

12. December

13. month

14. year

Question and Answer with Prompt Drill

Listen and answer the questions in complete sentences.

Page **166**

1. Is five o'clock in the morning early? – Yes, five o'clock ...
2. Is four o'clock in the morning early? – Yes, four o'clock ...
3. Is ten o'clock in the evening late? – Yes, ten o'clock ...
4. Is ten o'clock in the evening early? – No, ten o'clock ...
5. I leave home at six o'clock in the morning; is it late? – No, it isn't ...
6. She goes to school at seven o'clock in the morning; is it early? – Yes, ...
7. He goes to school at seven o'clock in the morning; is it late? – No, it isn't ...

Writing Exercise

Listen and type the sentences in the chat box.

Page **167**

1. Is June the seventh month of the year?
2. There are twelve months in one year.
3. The tenth month is October.
4. Are there thirty hours in one day?
5. The time on my watch is ten o'clock.

VOCABULARY

Listen and repeat the words and sentences.

Page **168**

Please refer to the definition file.

Repetition Drill

Listen to the teacher and repeat the sentences.

Page 169

1. The four seasons of the year are spring, summer, fall, and winter.
2. It's spring now.
3. It's summer now.
4. It's fall now.
5. It's winter now.

Pronunciation Repetition Drill

Listen to the teacher and repeat the words.

Page 170

1. season
2. summer
3. winter
4. fall
5. spring

Repetition Drill

Listen to the teacher and repeat the sentences.

Page 171

1. In America, it's spring in March.
2. In America, it's summer in June.
3. In America, it's fall in September.
4. In America, it's winter in December.

Question and Answer with Prompt Drill

Listen and answer the questions in complete sentences.

Page 172

1. In America, is it summer in June? – Yes, ...
2. In America, is it spring in March? – Yes, ...
3. In America, is it fall in September? – Yes, ...
4. In America, is it winter in December? – Yes, ...
5. Are there four seasons in a year? – Yes, there are ...

Question and Answer Drill

Listen and answer the questions in complete sentences.

Page 173

1. Is it summer in June in America? –
2. Is it spring in March? –
3. Is it fall in September? –
4. Is it winter in December? –
5. Are there four seasons in a year? –

Question and Answer with Prompt Drill

Listen and answer the questions in complete sentences.

Page **174**

1. Is it summer in March? – No, it isn't summer ...
2. Is it winter in June? – No, it isn't winter ...
3. Is it fall in December? – No, it isn't fall ...
4. Is it spring in September? – No, it isn't spring ...
5. Are there six seasons in a year? – No, there aren't ...

Question and Answer Drill

Listen and answer the questions in complete sentences.

Page 175

1. Is it summer in March? –
2. Is it winter in June? –
3. Is it fall in December? –
4. Is it spring in September? –
5. Are there six seasons in a year? –

Mixed Drill

Listen to the teacher and follow the instructions.

Page 176

1. It's spring. Repeat.
2. It's spring. Add: in March.
3. It's spring in March. Change: summer.
4. It's summer in June. Change: fall.
5. It's fall in September. Change: winter.

VOCABULARY

Listen and repeat the words and sentences.

Page 177

Please refer to the definition file.

Repetition Drill

Listen to the teacher and repeat the sentences.

Page **178**

1. We say good morning in the morning.
2. We say good afternoon in the afternoon.
3. We say good evening in the evening.
4. What's your name?
5. My name is ____ .
6. You say good morning to me at the beginning of the lesson.
7. You say goodbye to me at the end of the lesson.
8. My day is good.
9. My day is not bad; it's good.
10. Her day is not bad; it's good.

Pronunciation Repetition Drill

Listen to the teacher and repeat the words.

Page **179**

1. greetings
2. good
3. bad
4. name
5. hello
6. lesson
7. beginning

Pronunciation Repetition Drill

Listen to the teacher and repeat the words.

Page **180**

- 8. end
- 9. goodbye
- 10. thank you
- 11. morning
- 12. afternoon
- 13. evening
- 14. night

A: Hello, good morning!

B: Hi, good morning too!

A: My name's _____. What's your name?

B: My name's _____.

A: How are you today?

B: I'm fine. Thank you!

Repetition Drill

Listen to the teacher and repeat the sentences.

Page 182

1. What's his name?
2. His name is John.
3. He says good morning to me at the beginning of the lesson.
4. He says goodbye to me at the end of the lesson.
5. We say good morning at 6:00 in the morning.
6. We say good afternoon at 3:00 in the afternoon.
7. We say good evening at 7:00 in the evening.
8. Your day is good; It is not bad.

A: Hello, good evening!

B: Hi, good evening too!

A: My name's _____. What's your name?

B: My name's _____.

A: How are you ?

B: I'm good. Thank you!

Basic Sentence Expansion Drill

Listen to the teacher and repeat the sentences.

Page **184**

1. Jenn says good morning.
2. Jenn says good morning to me.
3. Jenn says good morning to me at 8:00.
4. Jenn says good morning to me at 8:00 in the morning.

Basic Sentence Expansion Drill

Listen to the teacher and repeat the sentences.

Page **185**

1. Joy says good afternoon.
2. Joy says good afternoon to me.
3. Joy says good afternoon to me at 4:00.
4. Joy says good afternoon to me at 4:00 in the afternoon.

A: Hello, good afternoon!

B: Hi, good afternoon too!

A: How is your day today?

B: My day is bad. How about your day?

A: My day is good.

Mixed Drill

Listen to the teacher and follow the instructions.

Page 187

1. John says good evening. Repeat.
2. John says good evening. Change: morning.
3. John says good morning. Change: afternoon.
4. John says good afternoon. Add: to me.
5. John says good afternoon to me. Change: he.
6. He says good afternoon to me. Change: goodbye.
7. He says goodbye to me. Add: at the end of the lesson.
8. He says goodbye to me at the end of the lesson. Change: they.

Question and Answer Drill

Listen and answer the questions in complete sentences.

Page **188**

1. How are you today? –
2. Is her day fine? –
3. Is his day good? –
4. Is his day bad? –
5. Is your day bad? –
6. Is her day bad? –
7. Do you say good morning to me at the beginning of the lesson? –
8. Do you say goodbye to me at the end of the lesson? –

VOCABULARY

Listen and repeat the words and sentences.

Page **189**

Please refer to the definition file.



Repetition Drill

Listen to the teacher and repeat the sentences.

Page **191**

1. This is my pen.
2. I own this pen.
3. He brings my bag home.
4. He carries my bag to school.
5. She pulls the door.
6. I push the door.
7. I knock on the door.
8. She opens the door.
9. I close the door.
10. I swim weekly.
11. I walk to school every day.
12. She asks my name.

Basic Single-slot Substitution Drill

Listen to the teacher and repeat the sentences.

Page 192

1. I own a pen.
2. I own a pencil.
3. She owns a pencil.
4. She owns a book.
5. They own a book.
6. They own a computer.
7. He owns a computer.
8. He owns a watch.

Intermediate Single-slot Substitution Drill

Listen to the teacher and follow the instructions.

Page 193

1. I own a pen. Repeat.
2. I own a pen. Change: pencil.
3. I own a pencil. Change: book.
4. I own a book. Change: computer.
5. I own a computer. Change: watch.
6. I own a watch. Change: she.
7. She owns a watch. Change: he.
8. He owns a watch. Change: bag
9. He owns a bag. Change: ball.
10. He owns a ball. Change: I.

Intermediate Single-slot Substitution Drill

Listen to the teacher and follow the instructions.

Page 194

1. I knock on the door. Repeat.
2. I knock on the door. Change: pull.
3. I pull the door. Change: push.
4. I push the door. Change: open.
5. I open the door. Change: close.
6. I close the door. Change: they.
7. They close the door. Change: knock.
8. They knock on the door. Change: she.

Repetition Drill

Listen to the teacher and repeat the sentences.

Page **195**

1. This is my book.
2. I own this book.
3. They bring my bags.
4. They carry my bags to school.
5. I pull the door.
6. She pushes the door.
7. They knock on the door.
8. They open the door.
9. She closes the door.
10. He swims weekly.
11. She walks to school every day.
12. They ask her name.

Intermediate Single-slot Substitution Drill

Listen to the teacher and follow the instructions.

Page 196

1. She walks to school every day. Repeat.
2. She walks to school every day. Change: he.
3. He walks to school every day. Change: they.
4. They walk to school every day. Change: I.
5. I walk to school every day. Change: she.

Basic Single-slot Substitution Drill

Listen to the teacher and repeat the sentences.

Page 197

1. I swim every day.
2. I swim weekly.
3. She swims weekly.
4. He swims weekly.
5. They swim weekly.
6. They swim every day.
7. They swim every morning.
8. They swim every night.

Intermediate Single-slot Substitution Drill

Listen to the teacher and follow the instructions.

Page **198**

1. I swim every day. Repeat.
2. I swim every day. Change: weekly.
3. I swim weekly. Change: she.
4. She swims weekly. Change: he.
5. He swims weekly. Change: they.
6. They swim weekly. Change: every day.
7. They swim every day. Change: every morning.
8. They swim every morning. Change: evening.

Mixed Drill

Listen to the teacher and follow the instructions.

Page 199

1. They bring my bags. Repeat.
2. They bring my bags. Change: she.
3. She brings my bags. Change: carry.
4. She carries my bags. Change: they.
5. They carry my bags. Add: to school.
6. They carry my bags to school. Change: he.
7. He carries my bags to school. Change: I.
8. I carry my bags to school. Add: every day.
9. I carry my bags to school every day. Change: books.
10. I carry my books to school every day. Change: he.

Basic Single-slot Substitution Drill

Listen to the teacher and repeat the sentences.

Page **200**

1. She asks my name.
2. He asks my name.
3. They ask my name.
4. They ask your name.
5. They ask his name.
6. They ask her name.
7. She asks her name.

Mixed Drill

Listen to the teacher and follow the instructions.

Page 201

1. He carries my bag. Repeat.
2. He carries my bag. Change: book.
3. He carries my book. Add: to school.
4. He carries my book to school. Add: three.
5. He carries my three books to school. Change: they.
6. They carry my three books to school. Change: I.
7. I carry my three books to school. Change: bags.
8. I carry my three bags to school. Add: every day.

Pronunciation Repetition Drill

Listen to the teacher and repeat the words.

Page 202

1. carry
2. pull
3. push
4. knock
5. open
6. close
7. walk
8. swim
9. ask
10. bring
11. own
12. door

- 1. The four seasons of the year are spring, summer, fall and winter.**
- 2. It's spring now.**
- 3. It's summer now.**
- 4. It's fall now.**
- 5. It's winter now.**

- 1. In America, it's spring in March.**
- 2. In America, it's summer in June.**
- 3. In America, it's fall in September.**
- 4. In America, it's winter in December.**

1. We say good morning in the morning.
2. We say good afternoon in the afternoon.
3. We say good evening in the evening.
4. What's your name?
5. My name is _____. (student's name)

- 6. You say good morning to me at the beginning of the lesson.**
- 7. You say goodbye at the end of the lesson.**
- 8. My day is good.**
- 9. My day is not bad; it's good.**
- 10. Her day is not bad; it's good.**

Pronunciation Repetition Drill

Listen to the teacher and repeat the words.

Page 207

1. greetings
2. good
3. bad
4. name
5. hello
6. lesson
7. beginning

Pronunciation Repetition Drill

Listen to the teacher and repeat the words.

Page **208**

- 8. end
- 9. goodbye
- 10. thank you
- 11. morning
- 12. afternoon
- 13. evening
- 14. night

Repetition Drill

Listen to the teacher and repeat the sentences.

Page 209

1. This is my pen.
2. I own this pen.
3. He brings my bag home.
4. He carries my bag to school.
5. She pulls the door.
6. I push the door.
7. I knock on the door.
8. She opens the door.
9. I close the door.
10. I swim weekly.
11. I walk to school every day.
12. She asks my name.

Intermediate Single-slot Substitution Drill

Listen to the teacher and follow the instructions.

Page **210**

1. I own a pen. Repeat.
2. I own a pen. Change: pencil.
3. I own a pencil. Change: book.
4. I own a book. Change: computer.
5. I own a computer. Change: watch.
6. I own a watch. Change: she owns.
7. She owns a watch. Change: he.
8. He owns a watch. Change: bag.
9. He owns a bag. Change: ball.
10. He owns a ball. Change: I own.

Question and Answer with Prompt Drill

Listen and answer the questions in complete sentences.

Page **211**

1. In America, is it summer in June? – Yes, ...
2. In America, is it spring in March? – Yes, ...
3. In America, is it fall in September? – Yes, ...
4. In America, is it winter in December? – Yes, ...
5. Are there four seasons in a year? – Yes, there are ...

Mixed Drill

Listen to the teacher and follow the instructions.

Page **212**

1. John says good evening. Repeat.
2. John says good evening. Change: morning.
3. John says good morning. Change: afternoon.
4. John says good afternoon. Add: to me.
5. John says good afternoon to me. Change: he.
6. He says good afternoon to me. Change: goodbye.
7. He says goodbye to me. Add: at the end of the lesson.
8. He says goodbye to me at the end of the lesson. Change: they.

Pronunciation Repetition Drill

Listen to the teacher and repeat the words.

Page **213**

1. season
2. summer
3. winter
4. fall
5. spring

Intermediate Single-slot Substitution Drill

Listen to the teacher and follow the instructions.

Page **214**

1. She walks to school every day. Repeat.
2. She walks to school every day. Change: he.
3. He walks to school every day. Change: they.
4. They walk to school every day. Change: I.
5. I walk to school every day. Change: she.

Intermediate Single-slot Substitution Drill

Listen to the teacher and follow the instructions.

Page 215

1. I swim everyday. Repeat.
2. I swim everyday. Change: weekly.
3. I swim weekly. Change: she.
4. She swims weekly. Change: he.
5. He swims weekly. Change: they.
6. They swim weekly. Change: every day.
7. They swim everyday. Change: every morning.
8. They swim every morning. Change: evening.

Pronunciation Repetition Drill

Listen to the teacher and repeat the words.

Page **216**

1.car

2. pull

3. push

4. knock

5.open

6. close

7.walk

8.5 tim

9.ask

10. bring

11. own

12. door

Mixed Drill

Listen to the teacher and follow the instructions.

Page 217

1. It's spring. Repeat.
2. It's spring. Add: in March.
3. It's spring in March. Change: summer.
4. It's summer in June. Change: fall.
5. It's fall in September. Change: winter.

Question and Answer Drill

Listen and answer the questions in complete sentences.

Page **218**

1. How are you today? –
2. Is her day fine? –
3. Is his day good? –
4. Is his day bad? –
5. Is your day bad? –
6. Is her day bad? –
7. Do you say good morning to me at the beginning of the lesson? –
8. Do you say goodbye to me at the end of the lesson? –

Writing Exercise

Listen and type the sentences in the chat box.

Page 219

1. He says good morning to me at the beginning of the lesson.
2. He swims weekly.
3. Do you say good morning to me at the beginning of the lesson?
4. Is it spring in September?
5. It's summer now.
6. What's his name?

VOCABULARY

Listen and repeat the words and sentences.

Page 220

Please refer to the definition file.



Existential Statements

Page 222

We use the following structure to say that something exists: There is _____.

We use the following structure to say that something is present: This is _____.

Repetition Drill

Listen to the teacher and repeat the sentences.

Page 223

1. This is a picture.
2. This is a phone.
3. This is a cellphone.
4. There is money in my purse.
5. This is a wallet.
6. There is money in his wallet.
7. This is soap.
8. This is a radio.
9. There is a box of milk on the table.
10. There's a newspaper on the table.
11. I listen to the news every day.
12. There's a message on my phone.

Basic Single-slot Substitution Drill

Listen to the teacher and repeat the sentences.

Page 224

1. There is a newspaper on the table.
2. There is a cellphone on the table.
3. There is a phone on the table.
4. There is soap on the table.
5. There is a wallet on the table.
6. There is a purse on the table.
7. There is a picture on the table.
8. There is a radio on the table.
9. There is a box of milk on the table.
10. There is money on the table.

Pronunciation Repetition Drill

Listen to the teacher and repeat the words.

Page 225

1. picture
2. phone
3. cellphone
4. money
5. purse
6. wallet
7. radio
8. soap
9. milk
10. message
11. news
12. newspaper

Mixed Drill

Listen to the teacher and follow the instructions.

Page 226

1. There is a newspaper. Repeat.
2. There is a newspaper. Add: on the table.
3. There is a newspaper on the table. Change: phone.
4. There is a phone on the table. Change: cellphone.
5. There is a cellphone on the table. Change: soap.
6. There is soap on the table. Change: purse.
7. There is a purse on the table. Change: wallet.
8. There is a wallet on the table. Change: picture.
9. There is a picture on the table. Change: radio.
10. There is a radio on the table. Change: money.

Question and Answer with Prompt Drill

Listen and answer the questions in complete sentences.

Page 227

1. Is there news in a newspaper? – Yes, there's news ...
2. Is there a message on your phone? – Yes, there is ...
3. Are there messages on your phone? – Yes, there are ...
4. Is there a pen on the table? – Yes, there is ...
5. Are there books on the table? – Yes, there are ...

Repetition Drill

Listen to the teacher and repeat the sentences.

Page 228

1. There are two newspapers on the table.
2. There are three cellphones on the table.
3. There are three phones on the table.
4. There are two wallets on the table.
5. There are two purses on the table.
6. There are five pictures on the table.
7. There are two radios on the table.
8. There are two messages on my phone.

Mixed Drill

Listen to the teacher and follow the instructions.

Page 229

1. There are newspapers. Repeat.
2. There are newspapers. Add: two.
3. There are two newspapers. Add: on the table.
4. There are two newspapers on the table. Change: phones.
5. There are two phones on the table. Change: wallets.
6. There are two wallets on the table. Change: purses.
7. There are two purses on the table. Change: pictures.
8. There are two pictures on the table. Change: three.
9. There are three pictures on the table. Change: watches.
10. There are three watches on the table. Change: cellphones.

Question and Answer with Prompt Drill

Listen and answer the questions in complete sentences.

Page **230**

1. Is there a cellphone on the table? – Yes, there is ...
2. Are there two cellphones on the table? – Yes, there are ...
3. Is there a picture on the table? – Yes, there is ...
4. Are there three pictures on the table? – Yes, there are ...
5. Are there two newspapers on the table? – Yes, there are ...
6. Is there a wallet on the table? – Yes, there is ...
7. Is there a purse on the table? – Yes, there is ...

Question and Answer Drill

Listen and answer the questions in complete sentences.

Page 231

1. Is there a cellphone on the table? –
2. Are there two cellphones on the table? –
3. Is there a picture on the table? –
4. Are there three pictures on the table? –
5. Are there two newspapers on the table? –
6. Is there a wallet on the table? –

VOCABULARY

Listen and repeat the words and sentences.

Page 232

Please refer to the definition file.

Repetition Drill

Listen to the teacher and repeat the sentences.

Page 233

1. I divide the sheet of paper into two.
2. I cut the sheet of paper into two.
3. I break my pen.
4. I cover my watch with my hand.
5. The noun of the verb “cover” is “cover”.
6. She runs every day.

Pronunciation Repetition Drill

Listen to the teacher and repeat the words.

Page 234

1.divide

2. cut

3. break

4.cover

5. run

Basic Sentence Expansion Drill

Listen to the teacher and repeat the sentences.

Page 235

1. I divide the paper.
2. I divide the paper into two.
3. I divide the sheet of paper into two.
4. I divide and cut the sheet of paper into two.

Basic Single-slot Substitution Drill

Listen to the teacher and repeat the sentences.

Page 236

1. She divides the paper into two.
2. I divide the paper into two.
3. He divides the paper into two.
4. They divide the paper into two.
5. They divide the paper into four.

Intermediate Single-slot Substitution Drill

Listen to the teacher and follow the instructions.

Page 237

1. She divides the paper into two. Repeat.
2. She divides the paper into two. Change: he.
3. He divides the paper into two. Change: I.
4. I divide the paper into two. Change: she.
5. She divides the paper into two. Change: cut.
6. She cuts the paper into two. Change: they.
7. They cut the paper into two. Change: four.

Basic Sentence Expansion Drill

Listen to the teacher and repeat the sentences.

Page **238**

1. I break my pen.
2. I break my blue pen.
3. I break my blue and black pens.
4. I break my two blue and black pens.

Repetition Drill

Listen to the teacher and repeat the sentences.

Page **239**

1. I break my pen.
2. She breaks her watch.
3. I cover my book.
4. The cover of my book is brown.
5. They cut the sheet of paper into two.
6. She divides the sheet of paper into two.

Basic Sentence Expansion Drill

Listen to the teacher and repeat the sentences.

Page 240

1. My book has a cover.
2. My book has a blue cover.
3. My two books have blue covers.
4. My two books have blue and grey covers.

Mixed Drill

Listen to the teacher and follow the instructions.

Page 241

1. My book has a cover. Repeat.
2. My book has a cover. Add: blue.
3. My book has a blue cover. Change: grey.
4. My book has a grey cover. Change: his.
5. His book has a grey cover. Change: her.
6. Her book has a grey cover. Add: two.
7. Her two books have grey covers. Change: red.

Mixed Drill

Listen to the teacher and follow the instructions.

Page 242

1. I walk to school. Repeat.
2. I walk to school. Add: every day.
3. I walk to school every day. Change: she.
4. She walks to school every day. Change: they.
5. They walk to school every day. Change: run.
6. They run to school every day. Change: she.
7. She runs to school every day. Change: I.
8. I run to school every day. Change: every morning.
9. I run to school every morning. Change: afternoon.
10. I run to school every afternoon. Change: he.

- 1. I divide the sheet of paper into two.**
- 2. I cut the sheet of paper into two.**
- 3. I break my pen.**
- 4. I cover my watch with my hand.**
- 5. The noun of the verb “cover” is “cover”.**
- 6. She runs every day.**

- 1. I divide the paper.**
- 2. I divide the paper into two.**
- 3. I divide the sheet of paper into two.**
- 4. I divide and cut the sheet of paper into two.**

- 1. There is a newspaper on the table.**
- 2. There is a cellphone on the table.**
- 3. There is a phone on the table.**
- 4. There is soap on the table.**
- 5. There is a wallet on the table.**

6. There is a purse on the table.
7. There is a picture on the table.
8. There is a radio on the table.
9. There is a box of milk on the table.
10. There is money on the table.

Repetition Drill

Listen to the teacher and repeat the sentences.

Page 247

1. This is a picture.
2. This is a phone.
3. This is a cellphone.
4. There is money in my purse.
5. This is a wallet.
6. There is money in his wallet.
7. This is soap.
8. This is a radio.
9. There is a box of milk on the table.
10. There's a newspaper on the table.
11. I listen to the news every day.
12. There's a message on my phone.

Basic Sentence Expansion Drill

Listen to the teacher and repeat the sentences.

Page **248**

1. My book has a cover.
2. My book has a blue cover.
3. My two books have blue covers.
4. My two books have blue and grey covers.

Pronunciation Repetition Drill

Listen to the teacher and repeat the words.

Page 249

1. picture
2. phone
3. cellphone
4. money
5. purse
6. wallet
7. radio
8. soap
9. milk
10. message
11. news
12. newspaper

Basic Single-slot Substitution Drill

Listen to the teacher and repeat the sentences.

Page 250

1. She divides the paper into two.
2. I divide the paper into two.
3. He divides the paper into two.
4. They divide the paper into two.
5. They divide the paper into four.

Mixed Drill

Listen to the teacher and follow the instructions.

Page **251**

1. My book has a cover. Repeat.
2. My book has a cover. Add: blue.
3. My book has a blue cover. Change: grey.
4. My book has a grey cover. Change: his.
5. His book has a grey cover. Change: her.
6. Her book has a grey cover. Add: two.
7. Her two books have grey covers. Change: red.

Intermediate Single-slot Substitution Drill

Listen to the teacher and follow the instructions.

Page 252

1. She divides the paper into two. Repeat.
2. She divides the paper into two. Change: he.
3. He divides the paper into two. Change: I.
4. I divide the paper into two. Change: she.
5. She divides the paper into two. Change: cut.
6. She cuts the paper into two. Change: they.
7. They cut the paper into two. Change: four.

Mixed Drill

Listen to the teacher and follow the instructions.

Page 253

1. There is a newspaper. Repeat.
2. There is a newspaper. Add: on the table.
3. There is a newspaper on the table. Change: phone.
4. There is a phone on the table. Change: cellphone.
5. There is a cellphone on the table. Change: soap.
6. There is soap on the table. Change: purse.
7. There is a purse on the table. Change: wallet.
8. There is a wallet on the table. Change: picture.
9. There is a picture on the table. Change: radio.
10. There is a radio on the table. Change: money.

Mixed Drill

Listen to the teacher and follow the instructions.

Page 254

1. There are newspapers. Repeat.
2. There are newspapers. Add: two.
3. There are two newspapers. Add: on the table.
4. There are two newspapers on the table. Change: phones.
5. There are two phones on the table. Change: wallets.
6. There are two wallets on the table. Change: purses.
7. There are two purses on the table. Change: pictures.
8. There are two pictures on the table. Change: three.
9. There are three pictures on the table. Change: watches.
10. There are three watches on the table. Change: cellphones.

Pronunciation Repetition Drill

Listen to the teacher and repeat the words.

Page **255**

1.divide

2. cut

3. break

4.cover

5. run

Mixed Drill

Listen to the teacher and follow the instructions.

Page 256

1. I walk to school. Repeat.
2. I walk to school. Add: every day.
3. I walk to school every day. Change: she.
4. She walks to school every day. Change: they.
5. They walk to school every day. Change: run.
6. They run to school every day. Change: she.
7. She runs to school every day. Change: I.
8. I run to school every day. Change: every morning.
9. I run to school every morning. Change: afternoon.
10. I run to school every afternoon. Change: he.

Question and Answer with Prompt Drill

Listen and answer the questions in complete sentences.

Page 257

1. Is there news in a newspaper? – Yes, there's news ...
2. Is there a message on your phone? – Yes, there is ...
3. Are there messages on your phone? – Yes, there are ...
4. Is there a pen on the table? – Yes, there is ...
5. Are there books on the table? – Yes, there are ...

Writing Exercise

Listen and type the sentences.

Page **258**

1. They cut the sheet of paper into two.
2. There is a box of milk on the table.
3. My two books have blue and grey covers.
4. Is there a wallet on the table?
5. There is a purse on the table.
6. He runs to school every afternoon.