


VOCABULARY

Listen and repeat the words and sentences.

Page **1**

Please refer to the definition file.



c-h-a-i-r



Describing What Is Possible 1

Modal verb 'be able to'

Page 3

We use "be able to" to express ability. "Able" is an adjective meaning: having the power, skill, or means to do something.

If we say "I am able to swim", it is like saying "I can swim".

We sometimes use be able to instead of "can" or "could" for ability.

"Be able" to is possible in all tenses - but "can" is possible only in the present and "could" is possible only in the past for ability.

Examples of be able to:

I am able to read and write.

He is able to drive a car.

Repetition Drill

Listen to the teacher and repeat the sentences.

Page 4

1. He is able to count the numbers six to ten in the book.
2. They are able to cut the paper into two equal parts.
3. Four plus four equals eight.
4. The students are able to draw two figures of animals.
5. We are able to read the main part of the book.
6. She is able to buy a pair of glasses.
7. Sam is able to write the correct spelling of the word table.

Pronunciation Repetition Drill

Listen to the teacher and repeat the words.

Page 5

1. main
2. pair
3. able
4. table
5. paper
6. count
7. equal
8. scissors
9. draw
10. correct

Vowel Pronunciation Drill

Listen to the teacher and repeat the words.

Page 6

1.main

2. able

3. table

4. paper

5. boots

6. spell

7. buy

Basic Single-slot Substitution Drill

Listen to the teacher and repeat the sentences.

Page 7

1. My father is able to drive a car.
2. My mother is able to drive a car.
3. My brother is able to drive a car.
4. My sister is able to drive a car.
5. My friend is able to drive a car.

Basic Single-slot Substitution Drill

Listen to the teacher and repeat the sentences.

Page 8

1. My mother is able to buy a pair of glasses.
2. My mother is able to buy a pair of scissors.
3. My mother is able to buy a pair of shoes.
4. My mother is able to buy a pair of pants.
5. My mother is able to buy a pair of boots.

Basic Sentence Expansion Drill

Listen to the teacher and repeat the sentences.

Page 9

1. I am able to count.
2. I am able to count the numbers.
3. I am able to count the numbers six to ten.
4. I am able to count the numbers six to ten in the book.
5. I am able to count the numbers six to ten in the old book.

Basic Sentence Expansion Drill

Listen to the teacher and repeat the sentences.

Page 10

1. We are able to read.
2. We are able to read the book.
3. We are able to read the main part of the book.
4. We are able to read the main part of the English book.

Transformation Drill

Listen to the teacher and follow the instructions.

Page 11

1. He is able to count the numbers six to ten in the book. Repeat.
2. He is able to count the numbers six to ten in the book. Transform: what.
3. He is able to count the numbers six to ten in the book. Transform: who.
4. He is able to count the numbers six to ten in the book. Transform: where.

Transformation Drill

Listen to the teacher and follow the instructions.

Page 12

1. The students are able to draw two figures of animals. Repeat.
2. The students are able to draw two figures of animals. Transform: what.
3. The students are able to draw two figures of animals. Transform: who.
4. The students are able to draw two figures of animals. Transform: how many.
2. What are they able to cut into two equal parts?
3. How many figures of animals are the students able to draw?
4. Which part of the book are they able to read?
5. What is she able to buy?
6. Which word is Sam able to write the correct spelling of?

Consonant Pronunciation Drill

Listen to the teacher and repeat the words.

Page 14

1. count
2. figure
3. cut
4. four
5. draw
6. correct

Sound (Phoneme) Matching Drill

Identify which underlined letters are the same sound.

tocutpapertwonumertable

Minimal Pair Repetition Drill

Listen to the teacher and repeat the words.

Page 16

1. correct, collect
2. word, world
3. write, light

Open Questions Exercise

Listen and answer the questions in complete sentences.

Page 17

1. When did you learn how to count?
2. Are you able to spell well?
3. Can you cut a piece of paper into two equal parts?
4. Is it easy to draw figures of animals? Why or why not?
5. Can you easily remember the main part of a story? If yes, why?
6. If not, which part do you find easy to remember?

VOCABULARY

Listen and repeat the words and sentences.

Page **18**

Please refer to the definition file.

Talking About the Frequency of Events

Adverbs of frequency

Page 19

We often use adverbs of frequency to say how often we do something. Always, often, sometimes and never are some of the most commonly used adverbs of frequency.

Examples:

I always go to school at seven o'clock.

I often go shopping on Saturdays.

Repetition Drill

Listen to the teacher and repeat the sentences.

Page 20

1. I always drink coffee at lunchtime.
2. We often think about traveling in the future.
3. They always have a hard time remembering dates.
4. My mother and father often meet here at three o'clock.
5. She calls me daily.
6. My mother often takes a walk shortly after lunch.

Repetition Drill

Listen to the teacher and repeat the sentences.

Page 21

7. They always ask me about my future plans.
8. We sometimes think about what will happen tomorrow.
9. We often took the train two years ago.
10. I never called this number yesterday.
11. He never calls me in the evenings.
12. I will not call him tonight.
13. I usually go to bed at a quarter to 10 p.m.

Pronunciation Repetition Drill

Listen to the teacher and repeat the words.

Page 22

1. lunchtime
2. tomorrow
3. daily
4. o'clock
5. quarter
6. future
7. drink
8. think
9. coffee
10. restaurant

Basic Single-slot Substitution Drill

Listen to the teacher and repeat the sentences.

Page 23

1. Sarah and Claire often meet here at five o'clock.
2. They often meet here at five o'clock.
3. They often drink coffee at five o'clock.
4. They often drink tea at five o'clock.
5. They never drink tea at five o'clock.

Intermediate Single-slot Substitution Drill

Listen to the teacher and follow the instructions.

Page 24

1. I often drink milk at eight o'clock. Repeat.
2. I often drink milk at eight o'clock. Change: we.
3. We often drink milk at eight o'clock. Change: coffee.
4. We often drink coffee at eight o'clock. Change: always.
5. We always drink coffee at eight o'clock. Change: six o'clock.
6. We always drink coffee at six o'clock. Change: they.

Basic Sentence Expansion Drill

Listen to the teacher and repeat the sentences.

Page 25

1. I always drink coffee in the morning.
2. I always drink coffee at seven o'clock in the morning.
3. I always drink coffee at seven o'clock in the morning and at lunchtime.
4. I always drink coffee at seven o'clock in the morning, at lunchtime and at about four o'clock.
5. I always drink coffee at seven o'clock in the morning, at lunchtime and at about four o'clock in the afternoon.

Basic Sentence Expansion Drill

Listen to the teacher and repeat the sentences.

Page 26

1. I sometimes go jogging.
2. I sometimes go jogging and swimming.
3. I sometimes go jogging and swimming at five o'clock.
4. I sometimes go jogging and swimming at five o'clock in the afternoon.
5. I sometimes go jogging and swimming at five o'clock in the afternoon after work.

Transformation Drill

Listen to the teacher and follow the instructions.

Page 27

1. They always meet at a restaurant in the afternoon. Repeat.
2. They always meet at a restaurant in the afternoon. Transform: where.
3. They always meet at a restaurant in the afternoon. Transform: how often.
4. They always meet at a restaurant in the afternoon. Transform: when.
5. They always meet at a restaurant in the afternoon. Transform: who.
6. They always meet at a restaurant in the afternoon. Transform: what.

Transformation Drill

Listen to the teacher and follow the instructions.

Page 28

1. We sometimes drink coffee in the office at lunchtime. Repeat.
2. We sometimes drink coffee in the office at lunchtime. Transform: what.
3. We sometimes drink coffee in the office at lunchtime. Transform: who.
4. We sometimes drink coffee in the office at lunchtime. Transform: where.
5. We sometimes drink coffee in the office at lunchtime. Transform: how often.
6. We sometimes drink coffee in the office at lunchtime. Transform: when.

Minimal Pair Repetition Drill

Listen to the teacher and repeat the words.

Page 29

1. train, rain
2. think, drink
3. often, open

Open Questions Exercise

Listen and answer the questions in complete sentences.

Page 30

1. What are the things you do daily?
2. How often do you go out with your family?
3. Do you often think about what will happen tomorrow? Why or why not?
4. What are your plans for tonight?
5. Did you do anything special yesterday?
6. What were your plans ten years ago?
7. Do you always go to bed at a quarter to 10 p.m.?

VOCABULARY

Listen and repeat the words and sentences.

Page **31**

Please refer to the definition file.

Talking About Using Things
Talking About Events with Someone
Talking About What People Have and Don't Have
Using 'with' and 'without'

Page 32

In this lesson, we will discuss three uses of with and without. The opposite of with is without.

1. Talking About Using Things

Examples: I write with a pen./ I eat with a spoon.

2. Talking About Events with Someone

Examples: She goes to school with her brother./ He was with his father yesterday.

3. Talking About What People Have and Don't Have

Examples: People with money can buy many things./ She came without a coat.

Repetition Drill

Listen to the teacher and repeat the sentences.

Page 33

1. I was alone at home and without any money.
2. She wants to enjoy the holiday with her family.
3. They carefully went to the park with the baby.
4. We have to be careful with our things.
5. He encourages me to travel without you.
6. I watched an encouraging movie with my friends.
7. My concern is that I am without a job.
8. They were concerned about going home without me.

Pronunciation Repetition Drill

Listen to the teacher and repeat the words.

Page 34

1. careful
2. concern
3. encourage
4. any
5. money
6. holiday
7. week
8. book
9. office
10. family

Basic Single-slot Substitution Drill

Listen to the teacher and repeat the sentences.

Page 35

1. She walked carefully without her eyeglasses.
2. She walked carefully with her eyeglasses.
3. She walked carefully with her shoes.
4. She walked carefully without her shoes.
5. She ran carefully without her shoes.
6. She ran carefully with her shoes.
7. She ran carefully without her bag.
8. She ran carefully with her bag.

Basic Multiple-slot Substitution Drill

Listen to the teacher and repeat the sentences.

Page 36

1. He enjoyed the holiday with his family yesterday.
2. He enjoyed the movie with his friends yesterday.
3. She enjoyed the movie with her friends last Sunday.
4. She enjoyed the holiday with her family last Sunday.
5. We enjoyed the holiday with our family last week.
6. We enjoyed the movie with our friends last week.

Basic Sentence Expansion Drill

Listen to the teacher and repeat the sentences.

Page 37

1. He enjoyed the competition.
2. He enjoyed the football competition.
3. He enjoyed the football competition yesterday.
4. He enjoyed the football competition at three o'clock yesterday.
5. He enjoyed the football competition at three o'clock yesterday without his father.

Basic Sentence Expansion Drill

Listen to the teacher and repeat the sentences.

Page 38

1. I carefully read the book.
2. I carefully read the book alone.
3. I carefully read the English book alone.
4. I carefully read the English book alone in my room.
5. I carefully read the English book alone in my room with my eyeglasses.

Transformation Drill

Listen to the teacher and follow the instructions.

Page 39

1. She was concerned about the show at the park yesterday. Repeat.
2. She was concerned about the show at the park yesterday. Transform: what.
3. She was concerned about the show at the park yesterday. Transform: who.
4. She was concerned about the show at the park yesterday. Transform: when.

Transformation Drill

Listen to the teacher and follow the instructions.

Page 40

1. They carefully went to the office yesterday with the baby. Repeat.
2. They carefully went to the office yesterday with the baby. Transform: who.
3. They carefully went to the office yesterday with the baby. Transform: where.
4. They carefully went to the office yesterday with the baby. Transform: when.

Question and Answer with Prompt Drill

Listen to the teacher and complete the answers.

Page 41

1. Does she want to enjoy the holiday with her family? Yes, she ...
2. Did they carefully go to the park with the baby? Yes, they ...
3. Is she careful with her things? Yes, she's ...
4. Did he start the game without his father? Yes, he ...

Minimal Pair Repetition Drill

Listen to the teacher and repeat the words.

Page 42

1. money, many
2. read, lead
3. shoe, show

Question and Answer Drill

Listen and answer the questions in complete sentences.

Page 43

1. What sport do you enjoy watching?
2. Who encourages you to study English?
3. How often do you go out with your family?
4. Do you like to travel alone? Why or why not?
5. Tell me something/someone you can't live without and why.
6. What's the most encouraging movie you know?

- 1. He is able to count the numbers six to ten in the book.**
- 2. They are able to cut the paper into two equal parts.**
- 3. Four plus four equals eight.**
- 4. The students are able to draw two figures of animals.**
- 5. We are able to read the main part of the book.**
- 6. She is able to buy a pair of glasses.**
- 7. Sam is able to write the correct spelling of the word table.**

- 1. I always drink coffee at lunchtime.**
- 2. We often think about traveling in the future.**
- 3. They always have a hard time remembering dates.**
- 4. My mother and father often meet here at three o'clock.**
- 5. She calls me daily.**
- 6. My mother often takes a walk shortly after lunch.**
- 7. They always ask me about my future plans.**

8. We sometimes think about what will happen tomorrow.
9. We often took the train two years ago.
10. I never called this number yesterday.
11. He never calls me in the evenings.
12. I will not call him tonight.
13. I usually go to bed at a quarter to 10 p.m.

- 1. I was alone at home and without any money.**
- 2. She wants to enjoy the holiday with her family.**
- 3. They carefully went to the park with the baby.**
- 4. We have to be careful with our things.**
- 5. He encourages me to travel without you.**
- 6. I watched an encouraging movie with my friends.**
- 7. My concern is that I am without a job.**
- 8. They were concerned about going home without me.**

Pronunciation Repetition Drill

Listen to the teacher and repeat the words.

Page 48

1. main
2. pair
3. able
4. table
5. paper
6. count
7. equal
8. scissors
9. draw
10. correct

Basic Single-slot Substitution Drill

Listen to the teacher and repeat the sentences.

Page 49

1. My father is able to drive a car.
2. My mother is able to drive a car.
3. My brother is able to drive a car.
4. My sister is able to drive a car.
5. My friend is able to drive a car.

Vowel Pronunciation Drill

Listen to the teacher and repeat the words.

Page 50

1.main

2. able

3. table

4. paper

5. boots

6. spell

7. buy

Transformation Drill

Listen to the teacher and follow the instructions.

Page 51

1. He is able to count the numbers six to ten in the book. Repeat.
2. He is able to count the numbers six to ten in the book. Transform: what.
3. He is able to count the numbers six to ten in the book. Transform: who.
4. He is able to count the numbers six to ten in the book. Transform: where.

Basic Single-slot Substitution Drill

Listen to the teacher and repeat the sentences.

Page 52

1. Sarah and Claire often meet here at five o'clock.
2. They often meet here at five o'clock.
3. They often drink coffee at five o'clock.
4. They often drink tea at five o'clock.
5. They never drink tea at five o'clock.

Consonant Pronunciation Drill

Listen to the teacher and repeat the words.

Page 53

1. count
2. figure
3. cut
4. four
5. draw
6. correct

Transformation Drill

Listen to the teacher and follow the instructions.

Page 54

1. They always meet at a restaurant in the afternoon. Repeat.
2. They always meet at a restaurant in the afternoon. Transform: where.
3. They always meet at a restaurant in the afternoon. Transform: how often.
4. They always meet at a restaurant in the afternoon. Transform: when.
5. They always meet at a restaurant in the afternoon. Transform: who.
6. They always meet at a restaurant in the afternoon. Transform: what.

Basic Single-slot Substitution Drill

Listen to the teacher and repeat the sentences.

Page 55

1. She walked carefully without her eyeglasses.
2. She walked carefully with her eyeglasses.
3. She walked carefully with her shoes.
4. She walked carefully without her shoes.
5. She ran carefully without her shoes.
6. She ran carefully with her shoes.
7. She ran carefully without her bag.
8. She ran carefully with her bag.

Sound (Phoneme) Matching Drill

Identify which underlined letters are the same sound.

to

cut

paper

two

number

table

Transformation Drill

Listen to the teacher and follow the instructions.

Page 57

1. They carefully went to the office yesterday with the baby. Repeat.
2. They carefully went to the office yesterday with the baby. Transform: who.
3. They carefully went to the office yesterday with the baby. Transform: where.
4. They carefully went to the office yesterday with the baby. Transform: when.

Minimal Pair Repetition Drill

Listen to the teacher and repeat the words.

Page 58

1. train, rain
2. think, drink
3. often, open

Writing Exercise

Listen and type the sentences in the chat box.

Page 59

1. He is able to count the numbers six to ten in the book.
2. We sometimes think about what will happen tomorrow.
3. She walked carefully without her eyeglasses.
4. I am able to count.
5. I always drink coffee in the morning at seven o'clock, at lunchtime and at about four o'clock in the afternoon.
6. What sport do you enjoy watching?

VOCABULARY

Listen and repeat the words and sentences.

Page **60**

Please refer to the definition file.



Repetition Drill

Listen to the teacher and repeat the sentences.

Page 62

1. The team suffered because they lost the game.
2. I saw the tears in her eyes.
3. They were in a bad mood yesterday.
4. We gave thanks to our teachers.
5. She had nice thoughts about you.
6. He is scared of dogs.
7. I felt some pain in my head.
8. He has a happy expression.

Pronunciation Repetition Drill

Listen to the teacher and repeat the words.

Page 63

1. expression
2. mood
3. scared
4. tear
5. thought
6. about
7. bad
8. cats
9. saw
10. flowers

Basic Multiple-slot Substitution Drill

Listen to the teacher and repeat the sentences.

Page 64

1. He was scared of dogs at the age of six.
2. She was scared of dogs at the age of six.
3. She was scared of cats at the age of nine.
4. She was scared of cats and birds at the age of nine.
5. They were scared of cats and birds at the age of nine.
6. They were scared of cats and cows at the age of 15.

Basic Sentence Expansion Drill

Listen to the teacher and repeat the sentences.

Page 65

1. She was in a bad mood.
2. She was in a bad mood this morning.
3. She was in a bad mood early this morning.
4. She was scared and in a bad mood early this morning.
5. She was scared and in a bad mood early this morning at six o'clock.

Transformation Drill

Listen to the teacher and follow the instructions.

Page 66

1. We gave thanks and some flowers to our teachers at school on Friday.
Repeat.
2. We gave thanks and some flowers to our teachers at school on Friday.
Transform: what.
3. We gave thanks and some flowers to our teachers at school on Friday.
Transform: when.
4. We gave thanks and some flowers to our teachers at school on Friday.
Transform: who.
5. We gave thanks and some flowers to our teachers at school on Friday.
Transform: where.

Basic Sentence Expansion Drill

Listen to the teacher and repeat the sentences.

Page 67

1. He was scared of cats.
2. He was scared of cats at the age of seven.
3. He was scared of cats and dogs at the age of seven.
4. He was scared of cats, dogs and birds at the age of seven.
5. He was scared of cats, dogs, cows and birds at the age of seven.

Transformation Drill

Listen to the teacher and follow the instructions.

Page 68

1. He felt some pain in his head yesterday. Repeat.
2. He felt some pain in his head yesterday. Transform: who.
3. He felt some pain in his head yesterday. Transform: when.
4. He felt some pain in his head yesterday. Transform: what.
5. He felt some pain in his head yesterday. Transform: not.

Question and Answer with Prompt Drill

Listen to the teacher and complete the answers.

Page 69

1. Was he scared of dogs? Yes, he was ...
2. Did she suffer because the team lost? Yes, she suffered ...
3. What did we give to our teachers? We gave thanks ...
4. Were they in a bad mood yesterday? Yes, they were ...
5. Did she feel some pain in her head? Yes, she felt ...

Minimal Pair Repetition Drill

Listen to the teacher and repeat the words.

Page 70

1. suffer, supper
2. thought, taught
3. saw, so
4. bad, bed
5. had, head

Correct or Incorrect Exercise

Listen and tell whether the sentence is correct or incorrect.

Page 71

1. Did she suffered when he left?
2. What did you gave to your mother?
3. They were in a good mood yesterday.
4. He felt some pain in his head after swimming.
5. Did she saw the tears in my eyes?

Open Questions Exercise

Listen and answer the questions in complete sentences.

Page 72

1. Are you scared of any animals? What animal?
2. When were you in pain?
3. What's your mood when it's raining outside?
4. How do you feel when someone gives thanks to you?
5. Do you feel good when you speak English?

VOCABULARY

Listen and repeat the words and sentences.

Page **73**

Please refer to the definition file.



Asking and Talking About the Frequency of Events

ever and never

Page 75

The word **ever** is positive and is generally used in questions. **Ever** is usually used to ask if you have experience of something or have done something.

The word **never** is negative. **Never** is used to say that you have no experience of something or have not done something.

Examples:

Do you ever go to school on the weekend?

It never snows in the Philippines.

Repetition Drill

Listen to the teacher and repeat the sentences.

Page 76

1. She never felt any pain in her back.
2. They never cared about the news on TV.
3. He never forgot to care for his family.
4. Has he ever bought a drug for his body pain?
5. Has she ever had a cut on her left finger?
6. She never talked about the death of her father.
7. Have they ever enjoyed a healthy life?
8. My father never had a problem with his heart.
9. Has she ever felt good about her health?

Pronunciation Repetition Drill

Listen to the teacher and repeat the words.

Page 77

1. back
2. cut
3. drug
4. health
5. heart
6. never
7. bought
8. body

Basic Multiple-slot Substitution Drill

Listen to the teacher and repeat the sentences.

Page 78

1. She felt good about her health.
2. She has never felt good about her health.
3. He has never felt bad about his heart.
4. She has never felt bad about her heart.
5. She has never felt good about her back.
6. He has never felt good about his back.
7. They have never felt bad about their health.

Basic Sentence Expansion Drill

Listen to the teacher and repeat the sentences.

Page 79

1. Does she ever have cuts on her back?
2. Does she ever have cuts on her lower back?
3. Does she ever have many cuts on her lower back?
4. Does she ever have many cuts on her lower and upper back?

Basic Sentence Expansion Drill

Listen to the teacher and repeat the sentences.

Page 80

1. They never cared about the news.
2. They never cared about the news on TV.
3. They never cared about the sad news on TV.
4. They never cared about the sad news on TV last Sunday.
5. They never cared about the sad news on TV at three o'clock last Sunday.

Transformation Drill

Listen to the teacher and follow the instructions.

Page 81

1. He has a cut on his back and a pain in his heart. Repeat.
2. He has a cut on his back and a pain in his heart. Transform: what.
3. He has a cut on his back and a pain in his heart. Transform: where.
4. He has a cut on his back and a pain in his heart. Transform: who.
5. He has a cut on his back and a pain in his heart. Transform: not.

Transformation Drill

Listen to the teacher and follow the instructions.

Page 82

1. She takes care of her health after her friend's death. Repeat.
2. She takes care of her health after her friend's death. Transform: what.
3. She takes care of her health after her friend's death. Transform: who.
4. She takes care of her health after her friend's death. Transform: when.
5. She takes care of her health after her friend's death. Transform: not.

Question and Answer with Prompt Drill

Listen to the teacher and complete the answers.

Page 83

1. Does she ever feel pain on her back? No, she never ...
2. Do they ever care about the news on TV? No, they never ...
3. Does she ever have cuts on her fingers? No, she never ...
4. Does he ever forget his family? No, he never ...

Minimal Pair Repetition Drill

Listen to the teacher and repeat the words.

Page 84

1. back, bag
2. her, hair
3. bought, boat
4. forgot, forget

Correct or Incorrect Exercise

Listen and tell whether the sentence is correct or incorrect.

Page 85

1. She have a cut on her left finger.
2. Does he ever forgets to care for his family?
3. She has never felt good about her health.
4. He never cared about the news on TV.

Open Questions Exercise

Listen and answer the questions in complete sentences.

Page 86

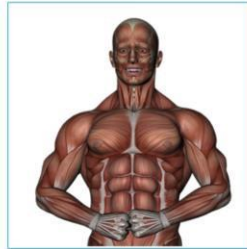
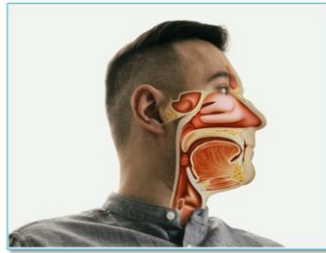
1. Do you ever feel pain on your back?
2. Who cares for children in your country?
3. Are you in good health?
4. Do you ever cut your fingers?
5. Do you ever use drugs for pain?

VOCABULARY

Listen and repeat the words and sentences.

Page **87**

Please refer to the definition file.



Repetition Drill

Listen to the teacher and repeat the sentences.

Page 89

1. She will buy some medicine this afternoon.
2. Her stomach is full.
3. She talks a lot and bites her lower lip.
4. He did not work yesterday because of a medical reason.
5. They have strong muscles.
6. She loves herself.
7. Her throat is in pain after singing.
8. The girl on TV has beautiful skin.

Pronunciation Repetition Drill

Listen to the teacher and repeat the words.

Page 90

1. medical
2. medicine
3. muscle
4. stomach
5. throat
6. strong
7. hospital

Basic Single-slot Substitution Drill

Listen to the teacher and repeat the sentences.

Page 91

1. She will buy some medicine this afternoon.
2. She will buy some books this afternoon.
3. He will buy some books this afternoon.
4. He will buy some balls this afternoon.
5. He will buy some balls tomorrow.
6. He will get some balls tomorrow.
7. He will get some chairs tomorrow.
8. He will get a chair tomorrow.
9. He will get a chair next week.

Intermediate Single-slot Substitution Drill

Listen to the teacher and follow the instructions.

Page 92

1. The girl has beautiful skin. Repeat
2. The girl has beautiful skin. Change: she.
3. She has beautiful skin. Change: arms.
4. She has beautiful arms. Change: strong.
5. She has strong arms. Change: muscles.
6. She has strong muscles. Change: body.
7. She has a strong body. Change: we.

Basic Sentence Expansion Drill

Listen to the teacher and repeat the sentences.

Page 93

1. She needs some medicine.
2. She needs to buy some medicine.
3. She needs to buy some medicine at the store.
4. She needs to buy some medicine for her skin at the store.
5. She needs to buy some medicine for her red skin at the store.

Basic Sentence Expansion Drill

Listen to the teacher and repeat the sentences.

Page 94

1. The girl has beautiful skin.
2. The little girl has beautiful skin.
3. The little girl on TV has beautiful skin.
4. The little girl on TV has beautiful and soft skin.
5. The little girl on TV has beautiful, soft and healthy skin.

Intermediate Sentence Expansion Drill

Listen to the teacher and follow the instructions.

Page 95

1. I will get some medicine. Repeat.
2. I will get some medicine. Add: Tom.
3. Tom and I will get some medicine. Add: tomorrow.
4. Tom and I will get some medicine tomorrow. Add: at the store.
5. Tom and I will get some medicine at the store tomorrow. Add: two o'clock.

Transformation Drill

Listen to the teacher and follow the instructions.

Page 96

1. He asked for some medicine at the hospital yesterday. Repeat.
2. He asked for some medicine at the hospital yesterday. Transform: what.
3. He asked for some medicine at the hospital yesterday. Transform: who.
4. He asked for some medicine at the hospital yesterday. Transform: where.
5. He asked for some medicine at the hospital yesterday. Transform: when.
6. He asked for some medicine at the hospital yesterday. Transform: not.

Transformation Drill

Listen to the teacher and follow the instructions.

Page 97

1. He went home on Friday because of his stomach pain. Repeat.
2. He went home on Friday because of his stomach pain. Transform: when.
3. He went home on Friday because of his stomach pain. Transform: who.
4. He went home on Friday because of his stomach pain. Transform: why.
5. He went home on Friday because of his stomach pain. Transform: where.

Question and Answer Drill

Listen and answer the questions in complete sentences.

Page 98

1. When will she buy some medicine?
2. Does she talk a lot?
3. What did her mother buy?
4. Was he absent yesterday?
5. Do they have strong muscles?

Minimal Pair Repetition Drill

Listen to the teacher and repeat the words.

Page 99

1. will, well
2. book, back
3. she, see
4. full, pull

Sound (Phoneme) Matching Drill

Identify which underlined letters are the same sound.

lipstomachmuscleskinshehe

Open Questions Exercise

Listen and answer the questions in complete sentences.

Page **101**

1. How often do you see a doctor?
2. Did you ever feel any pain in your stomach? When?
3. Do you have strong muscles?
4. What do you do to stay healthy?
5. Do you exercise? How often?
6. Do you take any medicine?
7. Do you think you live a healthy life?

- 1. The team suffered because they lost the game.**
- 2. I saw the tears in her eyes.**
- 3. They were in a bad mood yesterday.**
- 4. We gave thanks to our teachers.**
- 5. She had nice thoughts about you.**
- 6. He is scared of dogs.**
- 7. I felt some pain in my head.**
- 8. He has a happy expression.**

- 1. She never felt any pain in her back.**
- 2. They never cared about the news on TV.**
- 3. He never forgot to care for his family.**
- 4. Has he ever bought a drug for his body pain?**
- 5. Has she ever had a cut on her left finger?**

- 6. She never talked about the death of her father.**
- 7. Have they ever enjoyed a healthy life?**
- 8. My father never had a problem with his heart.**
- 9. Has she ever felt good about her health?**

1. She will buy some medicine this afternoon.
2. Her stomach is full.
3. She talks a lot and bites her lower lip.
4. He did not work yesterday because of a medical reason.
5. They have strong muscles.
6. She loves herself.
7. Her throat is in pain after singing.
8. The girl on TV has beautiful skin.

Transformation Drill

Listen to the teacher and follow the instructions.

Page **106**

1. He asked for some medicine at the hospital yesterday. Repeat.
2. He asked for some medicine at the hospital yesterday. Transform: what.
3. He asked for some medicine at the hospital yesterday. Transform: who.
4. He asked for some medicine at the hospital yesterday. Transform: where.
5. He asked for some medicine at the hospital yesterday. Transform: when.
6. He asked for some medicine at the hospital yesterday. Transform: not.

Basic Sentence Expansion Drill

Listen to the teacher and repeat the sentences.

Page 107

1. He was scared of cats.
2. He was scared of cats at the age of seven.
3. He was scared of cats and dogs at the age of seven.
4. He was scared of cats, dogs and birds at the age of seven.
5. He was scared of cats, dogs, cows and birds at the age of seven.

Minimal Pair Repetition Drill

Listen to the teacher and repeat the words.

Page **108**

1. suffer, supper
2. thought, taught
3. saw, so
4. bad, bed
5. had, head

Basic Multiple-slot Substitution Drill

Listen to the teacher and repeat the sentences.

Page 109

1. She felt good about her health.
2. She has never felt good about her health.
3. He has never felt bad about his heart.
4. She has never felt bad about her heart.
5. She has never felt good about her back.
6. He has never felt good about his back.
7. They have never felt bad about their health.

Transformation Drill

Listen to the teacher and follow the instructions.

Page **110**

1. She takes care of her health after her friend's death. Repeat.
2. She takes care of her health after her friend's death. Transform: what.
3. She takes care of her health after her friend's death. Transform: who.
4. She takes care of her health after her friend's death. Transform: when.
5. She takes care of her health after her friend's death. Transform: not.

Pronunciation Repetition Drill

Listen to the teacher and repeat the words.

Page **111**

1. back
2. cut
3. drug
4. health
5. heart
6. never
7. bought
8. body

Intermediate Sentence Expansion Drill

Listen to the teacher and follow the instructions.

Page **112**

1. I will get some medicine. Repeat.
2. I will get some medicine. Add: Tom.
3. Tom and I will get some medicine. Add: tomorrow.
4. Tom and I will get some medicine tomorrow. Add: at the store.
5. Tom and I will get some medicine at the store tomorrow. Add: two o'clock.

Transformation Drill

Listen to the teacher and follow the instructions.

Page **113**

1. He felt some pain in his head yesterday. Repeat.
2. He felt some pain in his head yesterday. Transform: who.
3. He felt some pain in his head yesterday. Transform: when.
4. He felt some pain in his head yesterday. Transform: what.
5. He felt some pain in his head yesterday. Transform: not.

Sound (Phoneme) Matching Drill

Identify which underlined letters are the same sound.

lip

stomach

muscle

skin

she

he

Page **114**

Correct or Incorrect Exercise

Listen and tell whether the sentence is correct or incorrect.

Page **115**

1. She have a cut on her left finger.
2. Does he ever forgets to care for his family?
3. She has never felt good about her health.
4. He never cared about the news on TV.

Question and Answer with Prompt Drill

Listen to the teacher and complete the answers.

Page **116**

1. Was he scared of dogs? Yes, he was ...
2. Did she suffer because the team lost? Yes, she suffered ...
3. What did we give to our teachers? We gave thanks ...
4. Were they in a bad mood yesterday? Yes, they were ...
5. Did she feel some pain in her head? Yes, she felt ...

Writing Exercise

Listen and type the sentences in the chat box.

Page **117**

1. Was he scared of dogs?
2. They never cared about the news on TV.
3. He will get a chair next week.
4. He was scared of dogs at the age of six.
5. Does she ever feel pain on her back?
6. She needs some medicine.

VOCABULARY

Listen and repeat the words and sentences.

Page **118**

Please refer to the definition file.



Asking for Permission 1

modal verb can and could

Page 120

- We use can to ask for permission to do something.

For example: Can I ask a question, please?/ Can I go home now?

- We use could to be more formal and polite.

For example: Could I ask a question, please?/ Could I go home now?

- We can also use can to give permission.

For example: You can go home now./ You can borrow my pen.

Repetition Drill

Listen to the teacher and repeat the sentences.

Page 121

1. Can I ask for a holiday this week?
2. Could I change my speech tomorrow?
3. Can I get more tickets for the show?
4. Can I go to your show on Monday?
5. Could I tell him the day you were born?
6. Can I ask for the dates of the holidays this year?
7. Could I have the subject for my speech?
8. Can I give them some tickets?
9. Can I ask what time the show is tomorrow?
10. Could I ask when she was born?

Pronunciation Repetition Drill

Listen to the teacher and repeat the words.

Page 122

1. born
2. speech
3. ticket
4. have
5. ask
6. change
7. stage
8. chair

Basic Single-slot Substitution Drill

Listen to the teacher and repeat the sentences.

Page 123

1. He bought a ticket for the show.
2. She bought a ticket for the show.
3. She bought some tickets for the show.
4. She got some tickets for the show.
5. She got some chairs for the show.
6. She got a chair for the show.
7. She got a table for the show.
8. She got some tables for the show.

Basic Multiple-slot Substitution Drill

Listen to the teacher and repeat the sentences.

Page 124

1. He was born in Japan on July 3, 1986.
2. She was born in the Philippines on July 3, 1986.
3. She was born in Tokyo on January 2, 1998.
4. He was born in Manila in December.
5. He went on a holiday to Manila in November.
6. She went on a holiday to London on November 5.
7. She went on a holiday to Cebu in October.
8. They went on a holiday to New York on May 4.

Basic Sentence Expansion Drill

Listen to the teacher and repeat the sentences.

Page 125

1. He went to London last year.
2. He went on a holiday to London last year.
3. He went on a holiday to London and New York last year.
4. He went on a holiday to London, New York and Tokyo last year.
5. He went on a holiday to London, New York and Tokyo in October last year.
6. He went on a holiday to London, New York and Tokyo on October 16 last year.

Intermediate Sentence Expansion Drill

Listen to the teacher and follow the instructions.

Page 126

1. I bought a ticket yesterday. Repeat
2. I bought a ticket yesterday. Add: Adam.
3. Adam and I bought a ticket yesterday. Add: two.
4. Adam and I bought two tickets yesterday. Add: two o'clock.
5. Adam and I bought two tickets at two o'clock yesterday. Add: movie.

Transformation Drill

Listen to the teacher and follow the instructions.

Page 127

1. He made a long speech on stage last week. Repeat.
2. He made a long speech on stage last week. Transform: what.
3. He made a long speech on stage last week. Transform: who.
4. He made a long speech on stage last week. Transform: where.
5. He made a long speech on stage last week. Transform: when.
6. He made a long speech on stage last week. Transform: not.

Transformation Drill

Listen to the teacher and follow the instructions.

Page **128**

1. She bought five tickets for the show on Saturday. Repeat.
2. She bought five tickets for the show on Saturday. Transform: what.
3. She bought five tickets for the show on Saturday. Transform: when.
4. She bought five tickets for the show on Saturday. Transform: who.
5. She bought five tickets for the show on Saturday. Transform: how many.
6. She bought five tickets for the show on Saturday. Transform: not.

Question and Answer with Prompt Drill

Listen to the teacher and complete the answers.

Page 129

1. Did he ask for a holiday last week? Yes, he asked ...
2. Does she want to change her speech for tomorrow? Yes, she wants ...
3. Did he buy some tickets for the show? Yes, he bought ...
4. Did she give them some tickets? Yes, she gave ...
5. Do they know the date of the holiday? Yes, they know ...

Sound (Phoneme) Matching Drill

Identify which underlined letters are the same sound.

have

change

stage

show

some

subject

tomorrow

can

Open Questions Exercise

Listen and answer the questions in complete sentences.

Page **131**

1. Did you ever give a speech on stage? How did you feel?
2. When did you have your last holiday?
3. Where did you go on your last holiday?
4. What's your favorite TV show?
5. When were you born?
6. Where were you born? Tell me something about the place.
7. Do you like to buy movie tickets?
8. What was the last movie you saw?

VOCABULARY

Listen and repeat the words and sentences.

Page **132**

Please refer to the definition file.



Repetition Drill

Listen to the teacher and repeat the sentences.

Page 134

1. The communication was good.
2. He speaks five languages.
3. She likes cool weather.
4. The trouble in the city is that there are too many cars.
5. My father has the most power at home.
6. She wants to know the truth.

Repetition Drill

Listen to the teacher and repeat the sentences.

Page 135

7. She doesn't know his religion.
8. His parents are religious.
9. We don't like war.
10. She lives in the first district of this town.
11. He is part of the council.
12. They know their god.

Pronunciation Repetition Drill

Listen to the teacher and repeat the words.

Page 136

1. council
2. language
3. power
4. town
5. know
6. first
7. five
8. god
9. hot

Basic Single-slot Substitution Drill

Listen to the teacher and repeat the sentences.

Page 137

1. He is a religious person in this town.
2. She is a religious person in this town.
3. She is an interesting person in this town.
4. She is a good person in this town.
5. She is a good person in this city.
6. He is a good person in this city.

Basic Multiple-slot Substitution Drill

Listen to the teacher and repeat the sentences.

Page **138**

1. He likes cool weather.
2. She likes hot weather.
3. She likes cool days.
4. She loves sunny days.
5. She loves cold weather.
6. She likes warm weather.
7. She likes cold days.
8. He likes windy days.

Basic Sentence Expansion Drill

Listen to the teacher and repeat the sentences.

Page 139

1. The council met yesterday.
2. The council met for a long time yesterday.
3. The council met for a long time at five o'clock yesterday.
4. The council met for a long time at five o'clock in the city yesterday.
5. The council met about the trouble for a long time at five o'clock in the city yesterday.

Intermediate Sentence Expansion Drill

Listen to the teacher and follow the instructions.

Page **140**

1. I didn't ask the truth. Repeat.
2. I didn't ask the truth. Add: her.
3. I didn't ask her the truth. Add: yesterday.
4. I didn't ask her the truth yesterday. Add: about the trouble.
5. I didn't ask her the truth about the trouble yesterday. Add: afternoon.

Transformation Drill

Listen to the teacher and follow the instructions.

Page **141**

1. She made a long speech in their district last week. Repeat.
2. She made a long speech in their district last week. Transform: what.
3. She made a long speech in their district last week. Transform: when.
4. She made a long speech in their district last week. Transform: who.
5. She made a long speech in their district last week. Transform: where.
6. She made a long speech in their district last week. Transform: not.

Transformation Drill

Listen to the teacher and follow the instructions.

Page 142

1. He studied three languages in London last year. Repeat.
2. He studied three languages in London last year. Transform: what.
3. He studied three languages in London last year. Transform: when.
4. He studied three languages in London last year. Transform: where.
5. He studied three languages in London last year. Transform: who.
6. He studied three languages in London last year. Transform: not.

Question and Answer Drill

Listen and answer the questions in complete sentences.

Page **143**

1. Does she speak five languages?
2. Do they have good communication?
3. Does she want to know the truth?
4. Does she know his religion?
5. Are his parents religious?
6. Does she live in the first district of this town?
7. Do they know their god?

Vowel Pronunciation Drill

Listen to the teacher and repeat the words.

Page **144**

1. language
2. hot
3. god
4. truth
5. trouble

Sound (Phoneme) Matching Drill

Identify which underlined letters are the same sound.

trouble

sunny

god

hot

like

five

Correct or Incorrect Exercise

Listen and tell whether the sentence is correct or incorrect.

Page **146**

1. We doesn't like war.
2. He have some trouble writing on a desk.
3. He speaks five languages.
4. She like cool weather.
5. She doesn't know his religion.

Open Questions Exercise

Listen and answer the questions in complete sentences.

Page 147


1. Do you have good communication with your family?
2. How often do you talk to your family?
3. What weather do you like? Do you like cold weather?
4. What languages do you speak?
5. What other languages do you like to speak?
6. Are you religious?
7. Do you live in a town?
8. Do you have any troubles in life?

VOCABULARY

Listen and repeat the words and sentences.

Page **148**

Please refer to the definition file.



Repetition Drill

Listen to the teacher and repeat the sentences.

Page 150

1. You can see the moon in the sky.
2. The sky is blue today.
3. There are mountains above the field.
4. We can see some flowers in the field.
5. The sun shines above the mountains.
6. The nature is beautiful here.
7. The sun and the moon are in the sky.
8. The field has beautiful flowers.

Pronunciation Repetition Drill

Listen to the teacher and repeat the words.

Page **151**

- 1.moon
2. mountain
3. brown
4. round
5. stars
- 6.sky
7. night
8. farm

Basic Multiple-slot Substitution Drill

Listen to the teacher and repeat the sentences.

Page 152

1. The sky is blue today.
2. The river is beautiful today.
3. The trees are beautiful today.
4. The mountains are brown today.
5. The birds are happy today.
6. The moon is round tonight.
7. The stars are beautiful tonight.

Basic Multiple-slot Substitution Drill

Listen to the teacher and repeat the sentences.

Page 153

1. You can see the moon in the sky.
2. You can see the cows on the farm.
3. You can see the birds in the field.
4. You can feel the wind in the field.
5. You can see some flowers in the field.
6. You can see some pigs on the farm.

Basic Sentence Expansion Drill

Listen to the teacher and repeat the sentences.

Page 154

1. We can see some flowers in the field.
2. We can see some flowers and some trees in the field.
3. We can see some flowers, some trees and mountains in the field.
4. We can see some flowers, some trees and big mountains in the field.
5. We can see some red flowers, some tall trees and big mountains in the field.

Transformation Drill

Listen to the teacher and follow the instructions.

Page **155**

1. She saw the moon and the stars in the sky last night. Repeat.
2. She saw the moon and the stars in the sky last night. Transform: what.
3. She saw the moon and the stars in the sky last night. Transform: where.
4. She saw the moon and the stars in the sky last night. Transform: when.
5. She saw the moon and the stars in the sky last night. Transform: who.

Intermediate Sentence Expansion Drill

Listen to the teacher and follow the instructions.

Page **156**

1. The stars are beautiful. Repeat.
2. The stars are beautiful. Add: moon.
3. The moon and the stars are beautiful. Add: round.
4. The round moon and the stars are beautiful. Add: little.
5. The round moon and the little stars are beautiful. Add: tonight.

Transformation Drill

Listen to the teacher and follow the instructions.

Page 157

1. The sun shines in the sky this afternoon. Repeat.
2. The sun shines in the sky this afternoon. Transform: what.
3. The sun shines in the sky this afternoon. Transform: when.
4. The sun shines in the sky this afternoon. Transform: where.
5. The sun shines in the sky this afternoon. Transform: not.

Mixed Drill

Listen to the teacher and follow the instructions.

Page **158**

1. We can see some flowers in the field. Repeat.
2. We can see some flowers in the field. Change: trees.
3. We can see some trees in the field. Add: tall.
4. We can see some tall trees in the field. Change: on the farm.
5. We can see some tall trees on the farm. Add: beautiful flowers.

Mixed Drill

Listen to the teacher and follow the instructions.

Page 159

1. I saw the stars last night. Repeat.
2. I saw the stars last night. Change: moon.
3. I saw the moon last night. Add: in the sky.
4. I saw the moon in the sky last night. Change: stars.
5. I saw the stars in the sky last night. Add: little.
6. I saw the little stars in the sky last night. Add: round moon.

Question and Answer Drill

Listen and answer the questions in complete sentences.

Page **160**

1. Where can we see the moon?
2. What color is the sky today?
3. Are there mountains above the field?
4. Can we see some flowers in the field?
5. Where does the sun shine?

Minimal Pair Repetition Drill

Listen to the teacher and repeat the words.

Page 161

1. farm, form
2. see, she

Vowel Pronunciation Drill

Listen to the teacher and repeat the words.

Page 162

- 1.night
- 2.last
3. farm
4. field
5. moon
- 6.sky

Open Questions Exercise

Listen and answer the questions in complete sentences.

Page 163

1. Would you like to live on a farm?
2. Can you see any mountains from where you live?
3. What time does the sun rise in your city?
4. What do you like most about nature?
5. Do you think nature is always beautiful?
6. What is the most beautiful place in your city?
7. What country do you think is the most beautiful?

- 1. Can I ask for a holiday this week?**
- 2. Could I change my speech tomorrow?**
- 3. Can I get more tickets for the show?**
- 4. Can I go to your show on Monday?**
- 5. Could I tell him the day you were born?**

- 6. Can I ask for the dates of the holidays this year?**
- 7. Could I have the subject for my speech?**
- 8. Can I give them some tickets?**
- 9. Can I ask what time the show is tomorrow?**
- 10. Could I ask when she was born?**

- 1. The communication was good.**
- 2. He speaks five languages.**
- 3. She likes cool weather.**
- 4. The trouble in the city is that there are too many cars.**
- 5. My father has the most power at home.**
- 6. She wants to know the truth.**

- 7. She doesn't know his religion.**
- 8. His parents are religious.**
- 9. We don't like war.**
- 10. She lives in the first district of this town.**
- 11. He is part of the council.**
- 12. They know their god.**

- 1. You can see the moon in the sky.**
- 2. The sky is blue today.**
- 3. There are mountains above the field.**
- 4. We can see some flowers in the field.**
- 5. The sun shines above the mountains.**
- 6. The nature is beautiful here.**
- 7. The sun and the moon are in the sky.**
- 8. The field has beautiful flowers.**

Page **168**

Basic Multiple-slot Substitution Drill

Listen to the teacher and repeat the sentences.

Page 169

1. He was born in Japan on July 3, 1986.
2. She was born in the Philippines on July 3, 1986.
3. She was born in Tokyo on January 2, 1998.
4. He was born in Manila in December.
5. He went on a holiday to Manila in November.
6. She went on a holiday to London on November 5.
7. She went on a holiday to Cebu in October.
8. They went on a holiday to New York on May 4.

Sound (Phoneme) Matching Drill

Identify which underlined letters are the same sound.

have

change

stage

show

some

subject

tomorrow

can

Basic Sentence Expansion Drill

Listen to the teacher and repeat the sentences.

Page 171

1. The council met yesterday.
2. The council met for a long time yesterday.
3. The council met for a long time at five o'clock yesterday.
4. The council met for a long time at five o'clock in the city yesterday.
5. The council met about the trouble for a long time at five o'clock in the city yesterday.

Intermediate Sentence Expansion Drill

Listen to the teacher and follow the instructions.

Page 172

1. I bought a ticket yesterday. Repeat
2. I bought a ticket yesterday. Add: Adam.
3. Adam and I bought a ticket yesterday. Add: two.
4. Adam and I bought two tickets yesterday. Add: two o'clock.
5. Adam and I bought two tickets at two o'clock yesterday. Add: movie.

Sound (Phoneme) Matching Drill

Identify which underlined letters are the same sound.

trouble

sunny

god

hot

like

five

Transformation Drill

Listen to the teacher and follow the instructions.

Page 174

1. She made a long speech in their district last week. Repeat.
2. She made a long speech in their district last week. Transform: what.
3. She made a long speech in their district last week. Transform: when.
4. She made a long speech in their district last week. Transform: who.
5. She made a long speech in their district last week. Transform: where.
6. She made a long speech in their district last week. Transform: not.

Basic Multiple-slot Substitution Drill

Listen to the teacher and repeat the sentences.

Page 175

1. You can see the moon in the sky.
2. You can see the cows on the farm.
3. You can see the birds in the field.
4. You can feel the wind in the field.
5. You can see some flowers in the field.
6. You can see some pigs on the farm.

Vowel Pronunciation Drill

Listen to the teacher and repeat the words.

Page 176

1.night

2.last

3. farm

4. field

5. moon

6.sky

Transformation Drill

Listen to the teacher and follow the instructions.

Page 177

1. She saw the moon and the stars in the sky last night. Repeat.
2. She saw the moon and the stars in the sky last night. Transform: what.
3. She saw the moon and the stars in the sky last night. Transform: where.
4. She saw the moon and the stars in the sky last night. Transform: when. –
5. She saw the moon and the stars in the sky last night. Transform: who.

Question and Answer with Prompt Drill

Listen to the teacher and complete the answers.

Page **178**

1. Did he ask for a holiday last week? Yes, he asked ...
2. Does she want to change her speech for tomorrow? Yes, she wants ...
3. Did he buy some tickets for the show? Yes, he bought ...
4. Did she give them some tickets? Yes, she gave ...
5. Do they know the date of the holiday? Yes, they know ...

Mixed Drill

Listen to the teacher and follow the instructions.

Page 179

1. We can see some flowers in the field. Repeat.
2. We can see some flowers in the field. Change: trees.
3. We can see some trees in the field. Add: tall.
4. We can see some tall trees in the field. Change: on the farm.
5. We can see some tall trees on the farm. Add: beautiful flowers.

Writing Exercise

Listen and type the sentences in the chat box.

Page **180**

1. He bought a ticket for the show.
2. He is a religious person in this town.
3. She saw the moon and the stars in the sky last night.
4. They went on a holiday to New York on May 4.
5. She lives in the first district of this town.
6. The sun shines in the sky this afternoon.

VOCABULARY

Listen and repeat the words and sentences.

Page **181**

Please refer to the definition file.



Repetition Drill

Listen to the teacher and repeat the sentences.

Page 183

1. The snow is always white in winter.
2. The sea waves are strong today.
3. We use fire at home in winter.
4. We need some gas at home.
5. The local people are very kind.
6. It's hot in the eastern part of the Philippines.
7. We dig up the soil in our garden.

Pronunciation Repetition Drill

Listen to the teacher and repeat the words.

Page 184

1. snow

2. soil

3. sea

4. small

5. city

6. are

7. part

8. saw

Basic Single-slot Substitution Drill

Listen to the teacher and repeat the sentences.

Page 185

1. The local people are kind.
2. The local girls are kind.
3. The local girls are beautiful.
4. The eastern girls are beautiful.
5. The eastern girls are strong.
6. The eastern children are strong.
7. The eastern children are interesting.

Basic Multiple-slot Substitution Drill

Listen to the teacher and repeat the sentences.

Page 186

1. I saw the snow in my city yesterday.
2. He saw the snow in his city yesterday.
3. He saw the waves of the sea yesterday.
4. She saw the waves of the sea two days ago.
5. She saw the fire in her town two days ago.
6. She saw the fire in her house this morning.
7. We saw the people in our house this morning.

Basic Sentence Expansion Drill

Listen to the teacher and repeat the sentences.

Page 187

1. We use fire at home.
2. We use fire at home in winter.
3. We use fire and gas at home in winter.
4. We use some fire and gas at home in winter.
5. We use some fire and gas at home in winter and in fall.

Basic Sentence Expansion Drill

Listen to the teacher and repeat the sentences.

Page **188**

1. The people are kind.
2. The local people are kind.
3. The local people are beautiful and kind.
4. The local and the eastern people are beautiful and kind.
5. The local and the eastern people in my country are beautiful and kind.

Transformation Drill

Listen to the teacher and follow the instructions.

Page 189

1. She saw the fire in her house this morning. Repeat.
2. She saw the fire in her house this morning. Transform: what.
3. She saw the fire in her house this morning. Transform: where.
4. She saw the fire in her house this morning. Transform: who.
5. She saw the fire in her house this morning. Transform: when.
6. She saw the fire in her house this morning. Transform: not.

Transformation Drill

Listen to the teacher and follow the instructions.

Page 190

1. He likes the snow in his city in winter. Repeat.
2. He likes the snow in his city in winter. Transform: what.
3. He likes the snow in his city in winter. Transform: where.
4. He likes the snow in his city in winter. Transform: who.
5. He likes the snow in his city in winter. Transform: when.
6. He likes the snow in his city in winter. Transform: not.

Mixed Drill

Listen to the teacher and follow the instructions.

Page 191

1. The local people are kind. Repeat.
2. The local people are kind. Change: eastern.
3. The eastern people are kind. Add: beautiful.
4. The eastern people are beautiful and kind. Change: girls.
5. The eastern girls are beautiful and kind. Add: local girls.

Mixed Drill

Listen to the teacher and follow the instructions.

Page 192

1. He likes the snow in his city in winter. Repeat
2. He likes the snow in his city in winter. Change: town.
3. He likes the snow in his town in winter. Add: small.
4. He likes the snow in his small town in winter. Change: weather.
5. He likes the weather in his small town in winter. Add: cold.

Minimal Pair Repetition Drill

Listen to the teacher and repeat the words.

Page 193

1. snow, show
2. soil, oil
3. sea, she
4. are, all

Consonant Pronunciation Drill

Listen to the teacher and repeat the words.

Page 194

1.white

2. plant

3. fire

4.soil

5.cook

6.wave

Open Questions Exercise

Listen and answer the questions in complete sentences.

Page 195

1. Did you ever see a big fire in your city?
2. Do you like the snow?
3. What kind of weather do you like?
4. What's your local food?
5. What food from another country do you like?
6. Do you think the local people in your town are kind?
7. How's the weather in the eastern part of your country?

VOCABULARY

Listen and repeat the words and sentences.

Page **196**

Please refer to the definition file.

Repetition Drill

Listen to the teacher and repeat the sentences.

Page 197

1. The two companies had an agreement.
2. The children gave good comments about the story.
3. We discussed how to take care of nature.
4. He emailed his mother yesterday.
5. He gave a description of his city.
6. He can't explain everything to his father.
7. She wants to inform you about the meeting tomorrow.
8. They invited us to go swimming this afternoon.

Basic Single-slot Substitution Drill

Listen to the teacher and repeat the sentences.

Page **198**

1. He invited his friends to watch a movie yesterday.
2. He invited his family to watch a movie yesterday.
3. He invited his family to go swimming yesterday.
4. He invited his mother to go swimming yesterday.
5. He emailed his mother to go swimming yesterday.
6. He emailed his mother to go shopping yesterday.
7. He emailed his mother to go shopping two days ago.

Basic Multiple-slot Substitution Drill

Listen to the teacher and repeat the sentences.

Page 199

1. She explained the agreement to the students.
2. He discussed the agreement with the teachers.
3. He discussed the comments with the teachers.
4. He emailed the comments to the parents.
5. She emailed the agreement to the parents.
6. She informed the students of the agreement.

Basic Sentence Expansion Drill

Listen to the teacher and repeat the sentences.

Page 200

1. He emailed his mother.
2. He emailed his mother yesterday.
3. He emailed the agreement to his mother yesterday.
4. He emailed the agreement to his beautiful mother yesterday.
5. He emailed the agreement to his beautiful mother yesterday morning.

Basic Sentence Expansion Drill

Listen to the teacher and repeat the sentences.

Page 201

1. The children gave some comments.
2. The children gave some comments about the story.
3. The children gave some good comments about the story.
4. The children gave some good and bad comments about the story.
5. The children gave some good and bad comments about the story in the book.

Transformation Drill

Listen to the teacher and follow the instructions.

Page 202

1. They invited us to go swimming in the sea this afternoon. Repeat.
2. They invited us to go swimming in the sea this afternoon. Transform: what.
3. They invited us to go swimming in the sea this afternoon. Transform: who.
4. They invited us to go swimming in the sea this afternoon. Transform: where.
5. They invited us to go swimming in the sea this afternoon. Transform: when.

Transformation Drill

Listen to the teacher and follow the instructions.

Page 203

1. She emailed the agreement to her mother at home yesterday. Repeat.
2. She emailed the agreement to her mother at home yesterday. Transform: what.
3. She emailed the agreement to her mother at home yesterday. Transform: who.
4. She emailed the agreement to her mother at home yesterday. Transform: when.
5. She emailed the agreement to her mother at home yesterday. Transform: where.

Mixed Drill

Listen to the teacher and follow the instructions.

Page 204

1. We discussed the story. Repeat.
2. We discussed the story. Add: interesting.
3. We discussed the interesting story. Change: movie.
4. We discussed the interesting movie. Add: watched.
5. We watched and discussed the interesting movie. Change: they.

Mixed Drill

Listen to the teacher and follow the instructions.

Page 205

1. She invited us to go swimming. Repeat.
2. She invited us to go swimming. Add: two days ago.
3. She invited us to go swimming two days ago. Change: read a book.
4. She invited us to read a book two days ago. Add: good.
5. She invited us to read a good book two days ago. Change: informed.

Freer Exercise

Use the following words to make sentences.

- | | |
|--------------|----------------|
| 1. agreement | 5. email |
| 2. discuss | 6. description |
| 3. invite | 7. explain |
| 4. comment | 8. inform |

Open Questions Exercise

Listen and answer the questions in complete sentences.

Page 207

1. How often do you email your friends?
2. Do you like to invite people to your house?
3. Give a short description of your city/town.
4. Can you explain some words in English?
5. What are the comments you hear from people about the weather?

VOCABULARY

Listen and repeat the words and sentences.

Page **208**

Please refer to the definition file.

Repetition Drill

Listen to the teacher and repeat the sentences.

Page **209**

1. She often mentions that she loves teaching.
2. They made a promise to each other.
3. She proved to us that she could do the job.
4. He promised not to be late again.
5. The students reacted to the teacher's discussion.
6. Their reaction to the game was bad.
7. My mother suggested I do the shopping.
8. We always use a pen and a piece of paper during exams.

Basic Multiple-slot Substitution Drill

Listen to the teacher and repeat the sentences.

Page 210

1. She often mentions that she loves teaching.
2. He often mentions that he loves teaching.
3. He often mentions that he likes drawing.
4. He sometimes mentions that he wants to drive a car.
5. She sometimes mentions that she wants to own a car.
6. She always mentions that she loves watching movies.

Basic Sentence Expansion Drill

Listen to the teacher and repeat the sentences.

Page 211

1. My mother suggested I do the shopping.
2. My beautiful mother suggested I do the shopping.
3. My beautiful mother suggested I do the shopping this afternoon.
4. My beautiful and happy mother suggested I do the shopping this afternoon.
5. My beautiful and happy mother suggested I do the shopping at one o'clock this afternoon.

Basic Sentence Expansion Drill

Listen to the teacher and repeat the sentences.

Page 212

1. They made a promise to each other.
2. They made a strong promise to each other.
3. They made a strong promise of love to each other.
4. They made a strong promise of love to each other in front of us.
5. They made a strong promise of love to each other in front of us yesterday.

Transformation Drill

Listen to the teacher and follow the instructions.

Page 213

1. They made a promise of love in the show yesterday. Repeat.
2. They made a promise of love in the show yesterday. Transform: what.
3. They made a promise of love in the show yesterday. Transform: when.
4. They made a promise of love in the show yesterday. Transform: who.
5. They made a promise of love in the show yesterday. Transform: not.

Transformation Drill

Listen to the teacher and follow the instructions.

Page 214

1. His mother suggested I do the shopping at the shop this afternoon. Repeat.
2. His mother suggested I do the shopping at the shop this afternoon.
Transform: what.
3. His mother suggested I do the shopping at the shop this afternoon.
Transform: who.
4. His mother suggested I do the shopping at the shop this afternoon.
Transform: where.
5. His mother suggested I do the shopping at the shop this afternoon.
Transform: not. –

Mixed Drill

Listen to the teacher and follow the instructions.

Page 215

1. She often mentions that she loves teaching. Repeat.
2. She often mentions that she loves teaching. Change: he.
3. He often mentions that he loves teaching. Add: English.
4. He often mentions that he loves teaching English. Change: always.
5. He always mentions that he loves teaching English. Add: science.

Mixed Drill

Listen to the teacher and follow the instructions.

Page 216

1. My mother suggested I do the shopping. Repeat.
2. My mother suggested I do the shopping. Change: father.
3. My father suggested I do the shopping. Add: this afternoon.
4. My father suggested I do the shopping this afternoon. Change: go swimming.
5. My father suggested I go swimming this afternoon. Add: five o'clock.

Question and Answer Drill

Listen and answer the questions in complete sentences.

Page 217

1. Does she often mention that she loves teaching?
2. What did they make to each other?
3. Did she prove to us that she could do the job?
5. What was their reaction about the game?
6. Do we always use a pen and a piece of paper during exams?

Jumbled Sentence Exercise

Reorder the following words to make a grammatical sentence.

1. promise / made / to / a / they / other / each /.
2. she / that / proved / she / to / can / do / job / the / us /.
3. again / he / promised / late / not / be / to /.
4. reaction / about / their / game / the / bad / was /.
5. shopping / my / suggested / mother / do / I / the /.

Page 218

- 1. The snow is always white in winter.**
- 2. The sea waves are strong today.**
- 3. We use fire at home in winter.**
- 4. We need some gas at home.**
- 5. The local people are very kind.**
- 6. It's hot in the eastern part of the Philippines.**
- 7. We dig up the soil in our garden.**

- 1. The two companies had an agreement.**
- 2. The children gave good comments about the story.**
- 3. We discussed how to take care of nature.**
- 4. He emailed his mother yesterday.**
- 5. He gave a description of his city.**
- 6. He can't explain everything to his father.**
- 7. She wants to inform you about the meeting tomorrow.**
- 8. They invited us to go swimming this afternoon.**

- 1. She often mentions that she loves teaching.**
- 2. They made a promise to each other.**
- 3. She proved to us that she can do the job.**
- 4. He promised not to be late again.**
- 5. The students reacted to the teacher's discussion.**
- 6. Their reaction about the game was bad.**
- 7. My mother suggested I do the shopping.**
- 8. We always use a pen and a piece of paper during exams.**

Pronunciation Repetition Drill

Listen to the teacher and repeat the words.

Page 222

1. snow

2. soil

3. sea

4. small

5. city

6. are

7. part

8. saw

Basic Single-slot Substitution Drill

Listen to the teacher and repeat the sentences.

Page 223

1. The local people are kind.
2. The local girls are kind.
3. The local girls are beautiful.
4. The eastern girls are beautiful.
5. The eastern girls are strong.
6. The eastern children are strong.
7. The eastern children are interesting.

Minimal Pair Repetition Drill

Listen to the teacher and repeat the words.

Page 224

1. snow, show
2. soil, oil
3. sea, she
4. are, all

Transformation Drill

Listen to the teacher and follow the instructions.

Page 225

1. They made a promise of love in the show yesterday. Repeat.
2. They made a promise of love in the show yesterday. Transform: what.
3. They made a promise of love in the show yesterday. Transform: when.
4. They made a promise of love in the show yesterday. Transform: who.
5. They made a promise of love in the show yesterday. Transform: not.

Basic Single-slot Substitution Drill

Listen to the teacher and repeat the sentences.

Page 226

1. He invited his friends to watch a movie yesterday.
2. He invited his family to watch a movie yesterday.
3. He invited his family to go swimming yesterday.
4. He invited his mother to go swimming yesterday.
5. He emailed his mother to go swimming yesterday.
6. He emailed his mother to go shopping yesterday.
7. He emailed his mother to go shopping two days ago.

Consonant Pronunciation Drill

Listen to the teacher and repeat the words.

Page 227

1.white

2. plant

3. fire

4.soil

5.cook

6.wave

Transformation Drill

Listen to the teacher and follow the instructions.

Page 228

1. They invited us to go swimming in the sea this afternoon. Repeat.
2. They invited us to go swimming in the sea this afternoon. Transform: what.
3. They invited us to go swimming in the sea this afternoon. Transform: who.
4. They invited us to go swimming in the sea this afternoon. Transform: where.
5. They invited us to go swimming in the sea this afternoon. Transform: when.

Basic Sentence Expansion Drill

Listen to the teacher and repeat the sentences.

Page 229

1. My mother suggested I do the shopping.
2. My beautiful mother suggested I do the shopping.
3. My beautiful mother suggested I do the shopping this afternoon.
4. My beautiful and happy mother suggested I do the shopping this afternoon.
5. My beautiful and happy mother suggested I do the shopping at one o'clock this afternoon.

Transformation Drill

Listen to the teacher and follow the instructions.

Page **230**

1. She saw the fire in her house this morning. Repeat.
2. She saw the fire in her house this morning. Transform: what.
3. She saw the fire in her house this morning. Transform: where.
4. She saw the fire in her house this morning. Transform: who.
5. She saw the fire in her house this morning. Transform: when.
6. She saw the fire in her house this morning. Transform: not.

Mixed Drill

Listen to the teacher and follow the instructions.

Page 231

1. The local people are kind. Repeat.
2. The local people are kind. Change: eastern.
3. The eastern people are kind. Add: beautiful.
4. The eastern people are beautiful and kind. Change: girls.
5. The eastern girls are beautiful and kind. Add: local girls.

Jumbled Sentence Exercise

Reorder the following words to make a grammatical sentence.

1. **promise / made / to / a / they / other / each /.**
2. **she / that / proved / she / to / can / do / job/ the / us /.**
3. **again / he / promised / late / not / be / to /.**
4. **reaction / about / their / game / the / bad / was /.**
5. **shopping / my / suggested / mother / do / I / the /.**

Page **232**

Writing Exercise

Listen and type the sentences in the chat box.

Page 233

1. She saw the fire in her house this morning.
2. She invited us to go swimming.
3. She often mentions that she loves teaching.
4. The local people are kind.
5. We discussed the story.
6. What did they make to each other?

VOCABULARY

Listen and repeat the words and sentences.

Page **234**

Please refer to the definition file.

Repetition Drill

Listen to the teacher and repeat the sentences.

Page 235

1. I have an account in his shop.
2. He is considering her application to be a teacher.
3. They had a fun activity at school yesterday.
4. The doctor is available now.
5. We need a big amount of money to go there.
6. The beauty of nature gives a good feeling.
7. He made a bet on the game.
8. We don't have a budget for this activity.
9. This chair is the cause of the pain in my back.

Basic Single-slot Substitution Drill

Listen to the teacher and repeat the sentences.

Page 236

1. We need some money for the activity.
2. We need a budget for the activity.
3. We ask for a budget for the activity.
4. We ask for a budget for the show.
5. We gave a budget for the show.
6. We gave a ticket for the show.

Basic Sentence Expansion Drill

Listen to the teacher and repeat the sentences.

Page 237

1. They had an activity yesterday.
2. They had a fun activity yesterday.
3. They had a fun activity at school yesterday.
4. They had a fun musical activity at school yesterday.
5. They had a fun musical activity at school yesterday afternoon.

Basic Sentence Expansion Drill

Listen to the teacher and repeat the sentences.

Page 238

1. The doctor is available now.
2. The cute doctor is available now.
3. The cute doctor in the room is available now.
4. The cute and happy doctor in the room is available now.
5. The cute and happy doctor in the room is available to see now.

Transformation Drill

Listen to the teacher and follow the instructions.

Page 239

1. They had a fun activity at school yesterday. Repeat.
2. They had a fun activity at school yesterday. Transform: what.
3. They had a fun activity at school yesterday. Transform: when.
4. They had a fun activity at school yesterday. Transform: where.
5. They had a fun activity at school yesterday. Transform: who.

Transformation Drill

Listen to the teacher and follow the instructions.

Page 240

1. The doctor is available to see in the room now. Repeat.
2. The doctor is available to see in the room now. Transform: who.
3. The doctor is available to see in the room now. Transform: when.
4. The doctor is available to see in the room now. Transform: where.
5. The doctor is available to see in the room now. Transform: not.

Question and Answer With Prompt Drill

Listen to the teacher and complete the answers.

Page 241

1. Does he have an account in his shop? Yes, he has ...
2. Does he consider her application to be a teacher? Yes, he considers ...
3. Did they have a fun activity at school yesterday? Yes, they had ...
4. Do we have a budget for this activity? No, we don't ...
5. Who is the cause of his pain? His mother ...

Mixed Drill

Listen to the teacher and follow the instructions.

Page 242

1. We need a budget for the activity. Repeat.
2. We need a budget for the activity. Add: tomorrow.
3. We need a budget for the activity tomorrow. Change: show.
4. We need a budget for the show tomorrow. Add: musical.
5. We need a budget for the musical show tomorrow. Change: on Monday.
6. We need a budget for the musical show on Monday. Add: evening.

Jumbled Sentence Exercise

Reorder the following words to make a grammatical sentence.

1. account / an / shop / his / in / I / have.
2. considers / application / teacher / her / to / a / he / be.
3. activity / they / fun / school / yesterday / at / had / a.
4. available / the / now / doctor / is.
5. don't / budget/activity / have / this / for / we / a.

Open Questions Exercise

Listen and answer the questions in complete sentences.

Page 244

1. Do you have any accounts?
2. What kind of activities do you like?
3. Are you always available on weekends?
4. What is beauty?
5. Who is the most beautiful woman you know?
6. Have you ever bet on a game?
7. Do you have a budget to go on a holiday?
8. What is the cause of war?

VOCABULARY

Listen and repeat the words and sentences.

Page **245**

Please refer to the definition file.

Repetition Drill

Listen to the teacher and repeat the sentences.

Page 246

1. He has a chance to study in Japan.
2. The charge for one ticket was \$10.
3. The effect of daily exercise is a healthy body.
4. We get energy from food.
5. I have an idea about the exam tomorrow.
6. My town is the most ideal place to live.
7. The price of the ticket was an issue.
8. We asked for some information from the police.

Basic Single-slot Substitution Drill

Listen to the teacher and repeat the sentences.

Page 247

1. He has a chance to work in China.
2. He has a chance to work in Japan.
3. He has a chance to study in Japan.
4. He has an idea to study in Japan.
5. He has an idea to go to Japan.
6. He has an idea to go to London.

Basic Sentence Expansion Drill

Listen to the teacher and repeat the sentences.

Page 248

1. We get some energy from food.
2. We get some energy from food and exercise.
3. We get some energy from good food and exercise.
4. We get some energy from good food and daily exercise.
5. We get some energy from eating good food and daily exercise.

Basic Sentence Expansion Drill

Listen to the teacher and repeat the sentences.

Page 249

1. I have an idea about the exam.
2. I have an idea about the exam tomorrow.
3. I have a good idea about the exam tomorrow.
4. I have a good idea about the math exam tomorrow.
5. I have a good idea about the math and English exams tomorrow.
6. I have a good idea about the math and English exams tomorrow morning.

Transformation Drill

Listen to the teacher and follow the instructions.

Page 250

1. We asked for some information from the police in the street two days ago.
Repeat.
2. We asked for some information from the police in the street two days ago.
Transform: what.
3. We asked for some information from the police in the street two days ago.
Transform: where.
4. We asked for some information from the police in the street two days ago.
Transform: who.
5. We asked for some information from the police in the street two days ago.
Transform: when.

Transformation Drill

Listen to the teacher and follow the instructions.

Page 251

1. His death was an issue in our town last year. Repeat.
2. His death was an issue in our town last year. Transform: what.
3. His death was an issue in our town last year. Transform: when.
4. His death was an issue in our town last year. Transform: where.
5. His death was an issue in our town last year. Transform: not.

Mixed Drill

Listen to the teacher and follow the instructions.

Page 252

1. He has a chance to work in Japan. Repeat.
2. He has a chance to work in Japan. Add: big.
3. He has a big chance to work in Japan. Change: study.
4. He has a big chance to study in Japan. Add: English.
5. He has a big chance to study English in Japan. Change: teach.

Mixed Drill

Listen to the teacher and follow the instructions.

Page 253

1. I have an idea about the exam. Repeat.
2. I have an idea about the exam: Add: tomorrow.
3. I have an idea about the exam tomorrow. Change: she.
4. She has an idea about the exam tomorrow. Add: science.
5. She has an idea about the science exam tomorrow. Change: not.
6. She doesn't have an idea about the science exam tomorrow. Add: morning.

Jumbled Sentence Exercise

Reorder the following words to make a grammatical sentence.

1. Japan / chance / study / in / has / he / a / to /.
2. charge / ticket / one / \$10 / the / for / was /.
3. tomorrow / about / idea / have / exam / the / an / I /.
4. most / place / town / my / the / is / live / to / ideal /.
5. death / his / issue / was / an /.

Page 254

Open Questions Exercise

Listen and answer the questions in complete sentences.

Page 255

1. What do you think is the most ideal place to live in?
2. How do you get your energy every day?
3. How do you get new information?
4. Would you take the chance to live in another country?

VOCABULARY

Listen and repeat the words and sentences.

Page **256**

Please refer to the definition file.

Repetition Drill

Listen to the teacher and repeat the sentences.

Page 257

1. I made a mistake on my science exam yesterday.
2. He gave me the list of students.
3. My father has a problem with his job.
4. The level of the student is high.
5. He has a reason to leave.
6. He made the first step to learn English.
7. The volume of the radio is high.
8. He waited for his turn.
9. She gave respect to her mother and father.

Pronunciation Repetition Drill

Listen to the teacher and repeat the words.

Page **258**

1. level
2. list
3. respect
4. step
5. reason
6. problem
7. volume
8. customer

Basic Multiple-slot Substitution Drill

Listen to the teacher and repeat the sentences.

Page 259

1. He made a mistake on the exam.
2. She made some mistakes on the exam.
3. She had a problem on the exam.
4. She has a problem at home.
5. She has a reason to go home.
6. He has a reason to go out.
7. They have some reasons to go out.

Basic Sentence Expansion Drill

Listen to the teacher and repeat the sentences.

Page 260

1. I made a mistake on my exam.
2. I made a mistake on my science exam.
3. I made a mistake on my science exam yesterday.
4. I made a big mistake on my science exam yesterday.
5. I made a big mistake on my science and math exams yesterday.

Basic Sentence Expansion Drill

Listen to the teacher and repeat the sentences.

Page 261

1. My father has a problem.
2. My father has a problem with his job.
3. My father has a big problem with his job.
4. My father has a big problem with his new job.
5. My father has a big problem with his new and difficult job.

Transformation Drill

Listen to the teacher and follow the instructions.

Page 262

1. He had a problem with his customer in the shop this morning. Repeat.
2. He had a problem with his customer in the shop this morning. Transform: who.
3. He had a problem with his customer in the shop this morning. Transform: what.
4. He had a problem with his customer in the shop this morning. Transform: when.
5. He had a problem with his customer in the shop this morning. Transform: where.

Transformation Drill

Listen to the teacher and follow the instructions.

Page 263

1. She had a mistake on her math exam at school two days ago. Repeat.
2. She had a mistake on her math exam at school two days ago. Transform: what.
3. She had a mistake on her math exam at school two days ago. Transform: when.
4. She had a mistake on her math exam at school two days ago. Transform: where.
5. She had a mistake on her math exam at school two days ago. Transform: who.

Mixed Drill

Listen to the teacher and follow the instructions.

Page 264

1. She had a mistake on the exam. Repeat.
2. She had a mistake on the exam. Add: yesterday.
3. She had a mistake on the exam yesterday. Change: problem.
4. She had a problem on the exam yesterday. Add: at school.
5. She had a problem on the exam at school yesterday. Change: they.
6. They had a problem on the exam at school yesterday. Add: big.

Mixed Drill

Listen to the teacher and follow the instructions.

Page 265

1. The volume of the radio is high. Repeat.
2. The volume of the radio is high. Change: television.
3. The volume of the television is high. Add: small.
4. The volume of the small television is high. Change: low.
5. The volume of the small television is low. Add: new.
6. The volume of the new and small television is low. Change: old.

Consonant Pronunciation Drill

Listen to the teacher and repeat the words.

Page **266**

1. respect
2. problem
3. volume
4. customer
5. list

Jumbled Sentence Exercise

Reorder the following words to make a grammatical sentence.

- 1. me / list / the / gave / students / of / he.**
- 2. job / problem / father / his / with / my / has / a.**
- 3. level / student / the / of / the / high / is.**
- 4. radio / high / volume / the / of / the / is.**
- 5. turn / waited / for / he / his.**

Page **267**

Open Questions Exercise

Listen and answer the questions in complete sentences.

Page 268

1. What are your reasons for learning English?
2. What do you think are the steps to learning English better?
3. What are your common mistakes?
4. What are some of the problems in life?
5. Do you make a list of things you want to buy?

1. I have an account in his shop.
2. He is considering her application to be a teacher.
3. They had a fun activity at school yesterday.
4. The doctor is available now.
5. We need a big amount of money to go there.
6. The beauty of nature gives a good feeling.
7. He made a bet on the game.
8. We don't have a budget for this activity.
9. This chair is the cause of the pain in my back.

- 1. He has a chance to study in Japan.**
- 2. The charge for one ticket was \$10.**
- 3. The effect of daily exercise is a healthy body.**
- 4. We get energy from food.**
- 5. I have an idea about the exam tomorrow.**
- 6. My town is the most ideal place to live.**
- 7. The price of the ticket was an issue.**
- 8. We asked for some information from the police.**

Page 270

- 1. I made a mistake on my science exam yesterday.**
- 2. He gave me the list of students.**
- 3. My father has a problem with his job.**
- 4. The level of the student is high.**
- 5. He has a reason to leave.**
- 6. He made the first step to learn English.**
- 7. The volume of the radio is high.**
- 8. He waited for his turn.**
- 9. She gave respect to her mother and father.**

Page **271**

Basic Sentence Expansion Drill

Listen to the teacher and repeat the sentences.

Page 272

1. They had an activity yesterday.
2. They had a fun activity yesterday.
3. They had a fun activity at school yesterday.
4. They had a fun musical activity at school yesterday.
5. They had a fun musical activity at school yesterday afternoon.

Transformation Drill

Listen to the teacher and follow the instructions.

Page 273

1. They had a fun activity at school yesterday. Repeat.
2. They had a fun activity at school yesterday. Transform: what.
3. They had a fun activity at school yesterday. Transform: when.
4. They had a fun activity at school yesterday. Transform: where.
5. They had a fun activity at school yesterday. Transform: who.

Basic Sentence Expansion Drill

Listen to the teacher and repeat the sentences.

Page 274

1. I made a mistake on my exam.
2. I made a mistake on my science exam.
3. I made a mistake on my science exam yesterday.
4. I made a big mistake on my science exam yesterday.
5. I made a big mistake on my science and math exams yesterday.

Transformation Drill

Listen to the teacher and follow the instructions.

Page 275

1. His death was an issue in our town last year. Repeat.
2. His death was an issue in our town last year. Transform: what.
3. His death was an issue in our town last year. Transform: when.
4. His death was an issue in our town last year. Transform: where.
5. His death was an issue in our town last year. Transform: not.

Mixed Drill

Listen to the teacher and follow the instructions.

Page 276

1. She made a mistake on the exam. Repeat.
2. She made a mistake on the exam. Add: yesterday.
3. She made a mistake on the exam yesterday. Change: had, problem.
4. She had a problem on the exam yesterday. Add: at school.
5. She had a problem on the exam at school yesterday. Change: they.
6. They had a problem on the exam at school yesterday. Add: big.

Pronunciation Repetition Drill

Listen to the teacher and repeat the words.

Page 277

1. level
2. list
3. respect
4. step
5. reason
6. problem
7. volume
8. customer

Jumbled Sentence Exercise

Reorder the following words to make a grammatical sentence.

1. account / an / shop / his / in / I / have.
2. considers / application / teacher / her / to / a / he / be.
3. activity / they / fun / school / yesterday / at / had / a.
4. available / the / now / doctor / is.
5. don't / budget/activity / have / this / for / we / a.

Page 278

Mixed Drill

Listen to the teacher and follow the instructions.

Page 279

1. I have an idea about the exam. Repeat.
2. I have an idea about the exam: Add: tomorrow.
3. I have an idea about the exam tomorrow. Change: she.
4. She has an idea about the exam tomorrow. Add: science.
5. She has an idea about the science exam tomorrow. Change: not.
6. She doesn't have an idea about the science exam tomorrow. Add: morning.

Jumbled Sentence Exercise

Reorder the following words to make a grammatical sentence.

1. Japan / chance / study / in / has / he / a / to /.
2. charge / ticket / one / \$10 / the / for / was /.
3. tomorrow / about / idea / have / exam / the / an / I /.
4. most / place / town / my / the / is / live / to / ideal /.
5. death / his / issue / was / an /.

Page 280

Open Questions Exercise

Listen and answer the questions in complete sentences.

Page **281**

1. What do you think is the most ideal place to live in?
2. How do you get your energy every day?
3. How do you get new information?
4. Would you take the chance to live in another country?

Transformation Drill

Listen to the teacher and follow the instructions.

Page 282

1. She made a mistake on her math exam at school two days ago. Repeat.
2. She made a mistake on her math exam at school two days ago. Transform: what.
3. She made a mistake on her math exam at school two days ago. Transform: when.
4. She made a mistake on her math exam at school two days ago. Transform: where.
5. She made a mistake on her math exam at school two days ago. Transform: who.

Writing Exercise

Listen and type the sentences in the chat box.

Page 283

1. My father has a problem.
2. He has a chance to work in China.
3. She gave respect to her mother and father.
4. The doctor is available now.
5. We get some energy from food.
6. He made a mistake on the exam.