



# MAGIC PHONICS

## LEVEL 1



## Lesson 9

Q q & R r

# Review(1)

M m



N n



O o



P p



# Activity 1: Look and Fill in





# Review(2)

**o · p → op**

**p · op → pop**

**h · op → hop**

**m · op → mop**

**o · ck → ock**

**l · ock → lock**

**m · ock → mock**



# New Introduction

Q q



# Letter Q Sound

Listen to the sound.

at the beginning

**q**uestion



at the beginning

**q**ueen

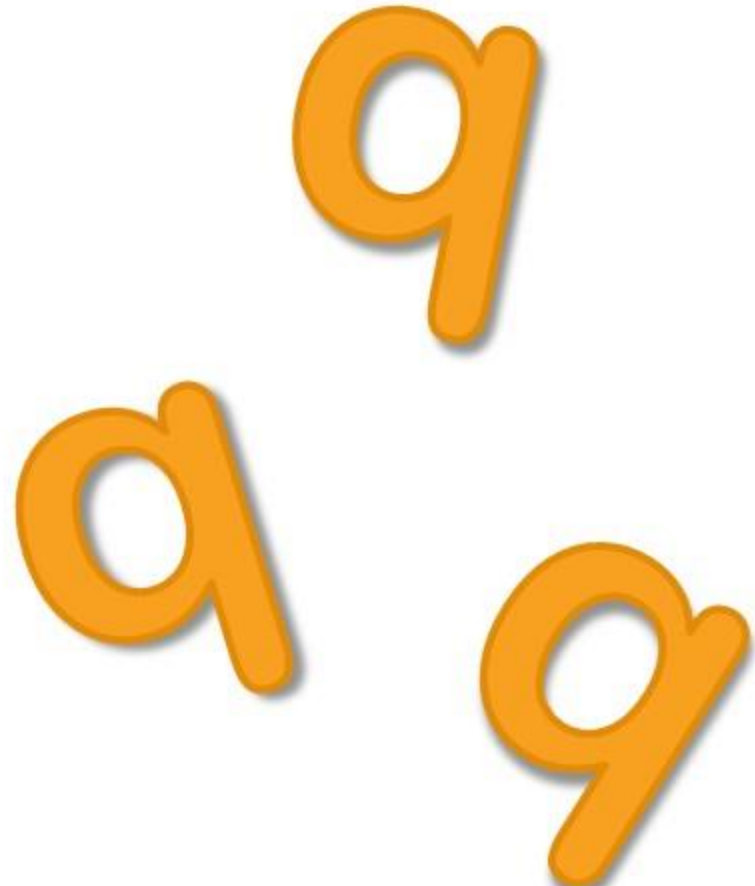


QQ English

# Letter Sound

Let's chant together.

Qq says /kw/,  
/kw/, /kw/, /kw/





## Activity 2: Listen and Circle



# Activity 3: Listen circle and write



begins with the letter \_\_\_\_\_



begins with the letter \_\_\_\_\_



begins with the letter \_\_\_\_\_



begins with the letter \_\_\_\_\_



# A Short Review

---

Q q



# New Introduction

R r






# Letter R Sound

at the beginning

**r**obot



Listen to the sound.



at the beginning

**r**abbit



# Letter Sound

Let's chant together.

**Rr says /r/**


**/r/, /r/, /r/**

r

r

r

# Activity 4: Listen and circle



# Blending Time

r·un → run

r·ed → red

red

r·o · bot → robot

r·a · bbit → rabbit





# Try to read!



**quiet**

**queen**

**red rod rub rob rib**

**quack**

**quick**

**rap rat rag ran riff**

**quality**

**quest**

**rain rug rose read**

**question quote**

**rainbow row river**

**road radio**



Today we've learned

Qq Rr

