

SMART *JUNIORS* 1

Leisure 2.0: The Future of Leisure Activities

Lesson 13 Topic Vocabulary





When you're traveling in a new city, what do you usually do for fun?



How do you usually spend your leisure time on weekends?



Traveling Activities

- Peter and Jenny are visiting a new city. Read their “**One-day Tour Plan**” and pay attention to the highlighted words. Figure out what the activities mean.



One-Day Tour Plan

1. hire a bike
2. go sightseeing and take photos
3. enjoy sunbathing on the beach
4. see a display in the art gallery
5. visit the monument
6. go shopping in the department store
7. buy gifts and souvenirs

VOCABULARY LEARNING

Leisure Activities

- **Jessie is a quiet girl, while Louise is a sporty girl full of energy. Recommend some suitable leisure activities for each of them.**



do gardening



try a new recipe



go camping



go hiking



go snorkeling



hang out with a friend



have a nightlife



go to the library



go to the cinema



go mountain climbing

PRACTICE TIME

■ Read the definition and complete the words.

- 01 to sit or lie in the sun in order to make your skin darker ➔ sunb_____
- 02 something you buy or keep to help you remember a holiday ➔ s_____v_____nir
- 03 the activity of going for long walks in the countryside ➔ h_____k_____g
- 04 the activity of staying in a tent on holiday ➔ c_____ping
- 05 a structure or building that is built to honor a special person or event ➔ mo_____ment

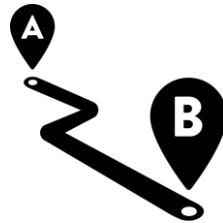
travel, journey, and trip

Students often make mistakes with **journey**, **travel**, and **trip**. Do you know the differences between them?



travel: the **act** of making a journey; usually over **a long distance**

I like traveling around the world.



journey: the **process** in which you are traveling **from one place to another**

*It was a good journey.
It was a terrible journey.*



trip: a journey in which you **visit a place for a short time**.

I had a business trip to Tokyo last month.

VOCABULARY FOCUS

- Read and identify the differences.

I wish that one day I could **travel** around the world!

an action

visit to a place in a short time

Where would you like to go?

I want to make a **trip** to Italy, France, and some Asian countries.

Who would you like to go with?

My best friend, Cody! He will make the **journey** so much fun!

the process of the trip

■ **Circle the best word for each sentence.**

1. My uncle often goes on business (journeys / trips).
2. I wish I could win a (trip / journey) to Australia staying in a five-star hotel.
3. Last summer, we (tripped / traveled) around my country.
4. My mom is really afraid of flying so she often gets very nervous about the (travel / journey).
5. Lucy just got back from holiday. It was a wonderful (travel / trip).

VOCABULARY SUMMARY

STEP 1

Today, we learned about **“Traveling Activities”** and **“Leisure Activities.”**

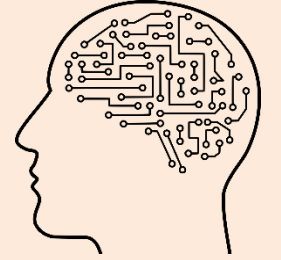
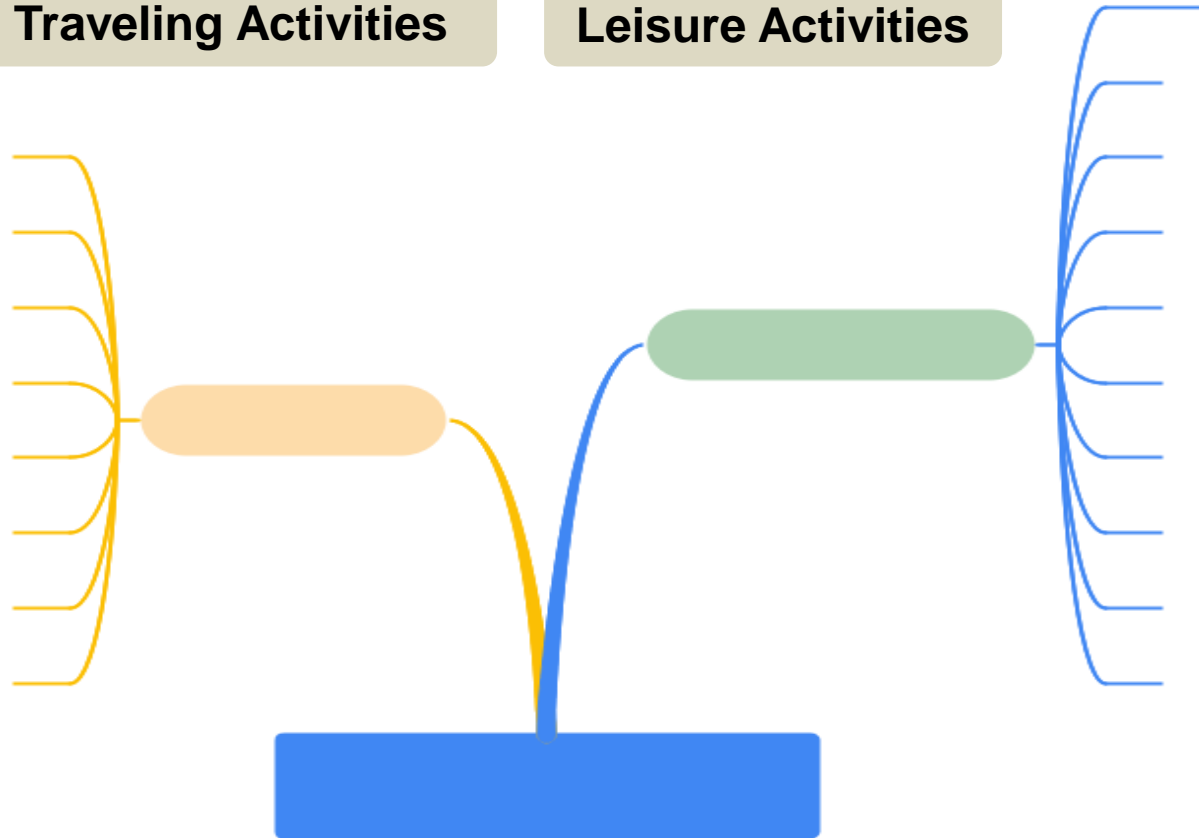
They are all about **“Having Fun.”**

Think about how to put the three tags into the mind map.

Having Fun

Traveling Activities

Leisure Activities



“A mind map can help us organize all the topic vocabulary together!”



VOCABULARY SUMMARY

STEP 2

“Traveling Activities” are the fun things we do when we visit a new place.

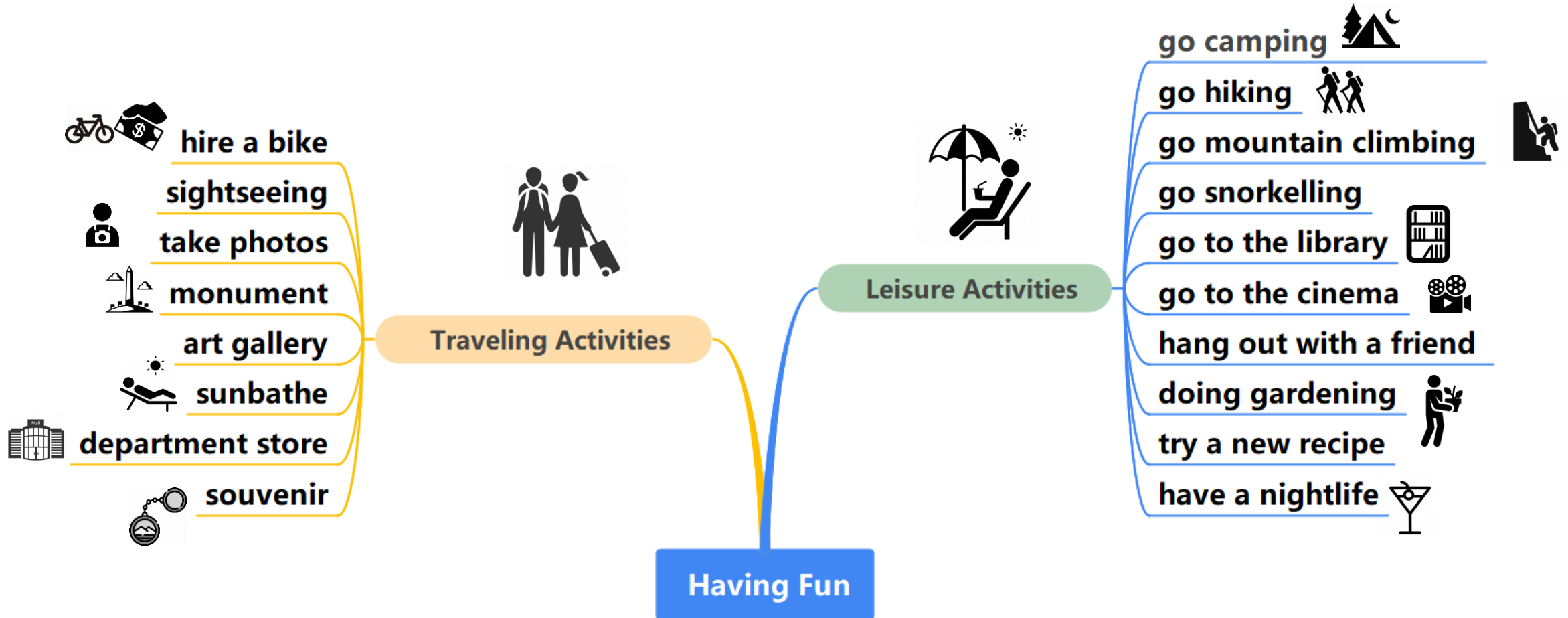
“Leisure Activities” are the fun things we do in our spare time. Can you give examples?



VOCABULARY SUMMARY

STEP 3

List all the details for each branch and complete the mind map.





- **Create your vocabulary mind map about the activities you do for fun.**

Option 1

You can draw your own mind map.

Option 2

Find the mind map in your student book and finish it.





WHAT'S NEXT...

In the next lesson, we're going to learn an essay about the future of leisure activities.
See you next time!