




SMART JUNIORS 2

The Tug of Two Worlds: City or Countryside?

Lesson 25 Topic Vocabulary



TOPIC DISCUSSION



- **Do you currently live in a city or in the countryside?**

What things do you usually see?

What places do you visit?

Do you like living there? Why or why not?



VOCABULARY LEARNING

Roads & Fields

Sort the places based on where you find them: in the city or in the countryside.

city

countryside



pavement



canal



field



crossroads



tunnel



motorway



path

VOCABULARY LEARNING

Buildings

Match the names of the places to the correct picture.

city



1. _____



2. _____



3. _____



4. _____

countryside



5. _____



6. _____



7. _____

apartment

windmill

skyscraper

stadium

hut

village

museum


VOCABULARY LEARNING

Services


Sort the places by writing the letters in the correct category.

city


countryside




grocery store




cafeteria



dry-cleaner's




hospital



open-air market



shopping mall



clinic

PRACTICE TIME

- Choose the correct word to complete each sentence.

path

motorway

pavement

crossroads

canal

tunnel

1. We walked along the _____ in the forest.
2. A _____ moved goods and allowed boats to travel.
3. At the _____, drivers choose a direction.
4. The _____ allows trains go through the mountain.
5. Cars raced on the _____.
6. The children played on the _____ by their house.



- Match the places with the reasons why people go there to make complete sentences.

We go to the...



hospital

cafeteria

museum

open-air market

grocery store

clinic

dry cleaner's

to do some shopping.

to purchase fresh vegetables.

to receive medical treatment.

to have a medical consultation.

to have clothes cleaned.

to explore and learn about art.

to have a quick meal.

VOCABULARY FOCUS

Traffic Intersection

Use the words below to label the pictures.

roundabout

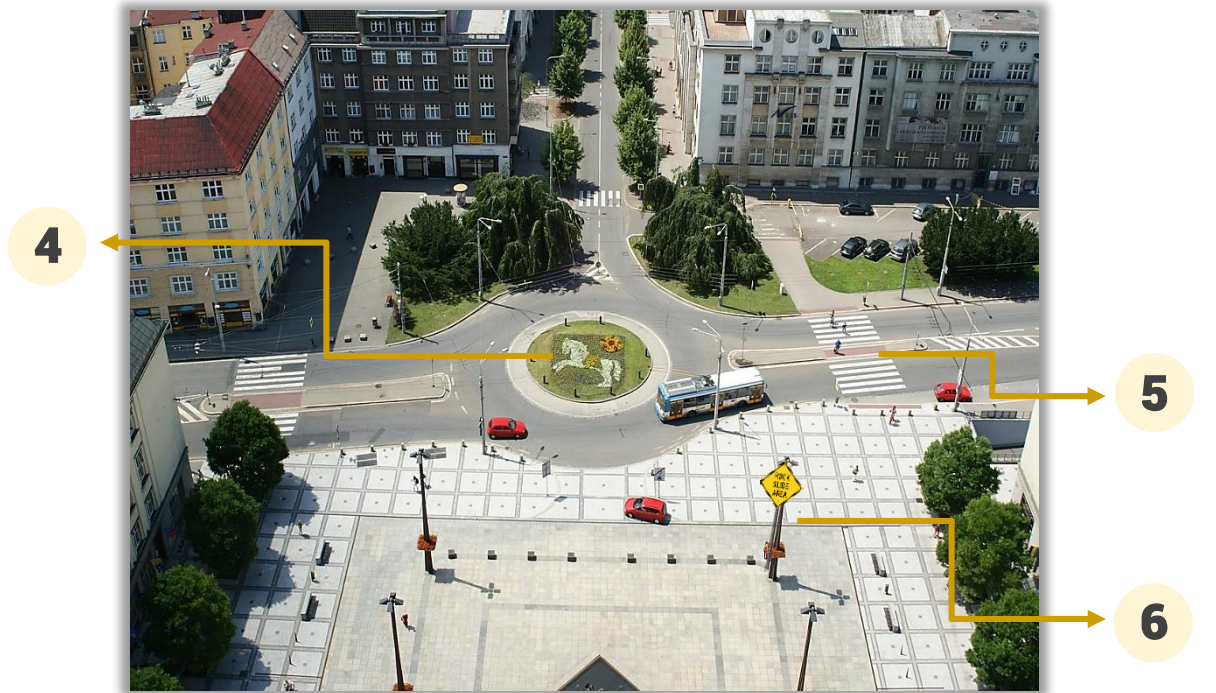

crossroads

traffic lights

corner

signpost

pedestrian crossing



■ Choose the correct words to complete the sentences.

1. Follow _____ when driving for safety and maintaining order.

2. Be careful when turning at a _____, as visibility may be limited.

3. Pedestrians should use a _____ to safely cross the road.

4. _____ help guide drivers by providing directions and information.

5. Always check for approaching vehicles before stepping onto the _____.



pedestrian
crossing

traffic lights

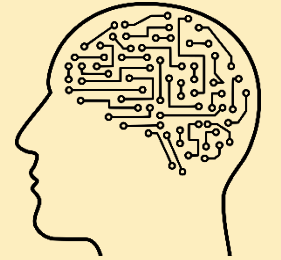
corner

signposts

crossroads

VOCABULARY SUMMARY

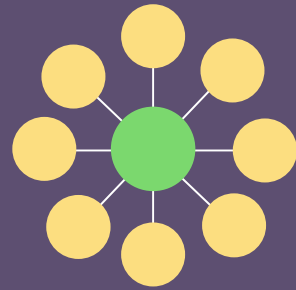
- A mind map is a graphic organizer that **helps us arrange ideas in a logical way.** There are many different forms.



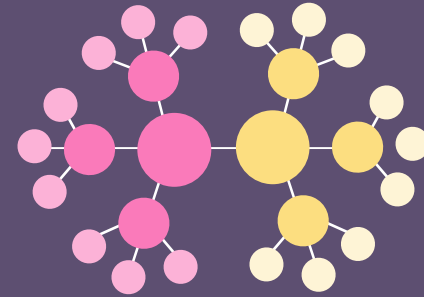
“A mind map can help us organize all the topic vocabulary together!”



CIRCLE MAP



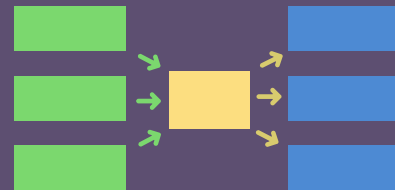
BUBBLE MAP



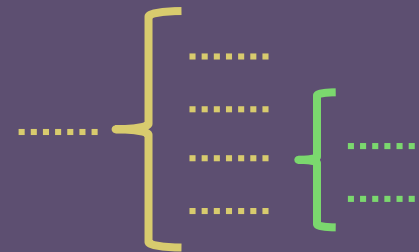
DOUBLE BUBBLE MAP



TREE MAP



MULTI-FLOW MAP



BRACE MAP

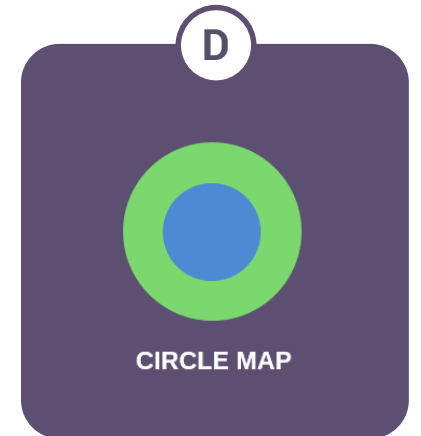
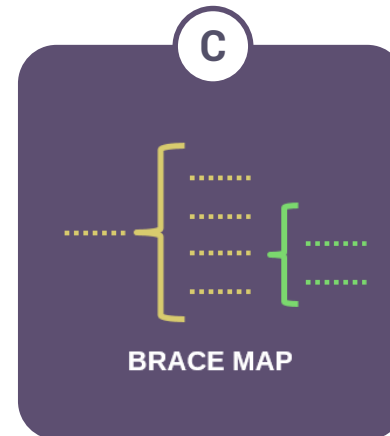
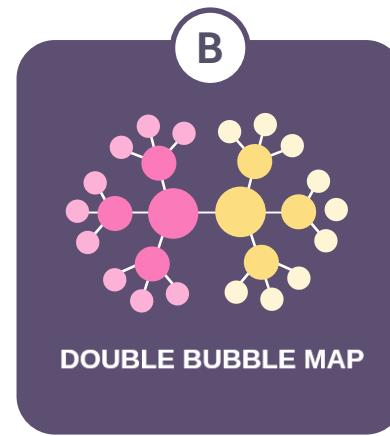
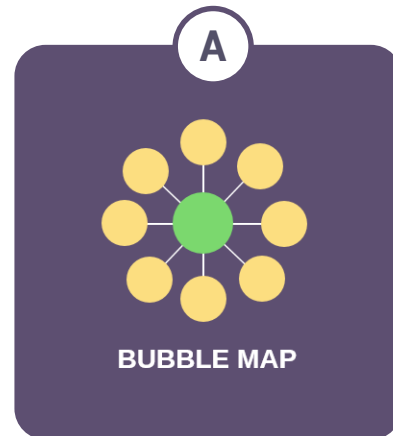


VOCABULARY SUMMARY

- Look at the vocabulary we learned today.

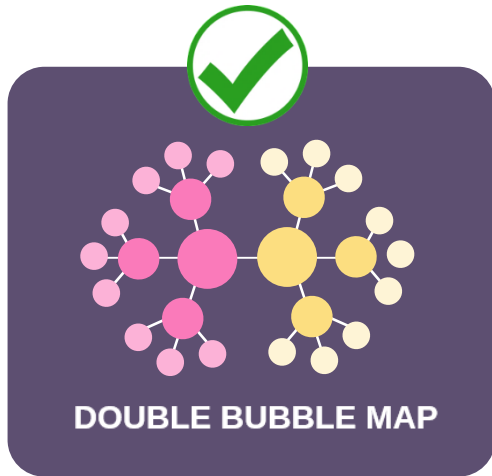
Vocabulary List			
	roads and fields	buildings	services
city	pavement, crossroads, tunnel, motorway	stadium, museum, apartment, skyscraper	dry-cleaner's, hospital, shopping mall, cafeteria
countryside	canal, field, path	hut, village, windmill	grocery store, clinic, open-air market

Which map can help us organize them?



VOCABULARY SUMMARY

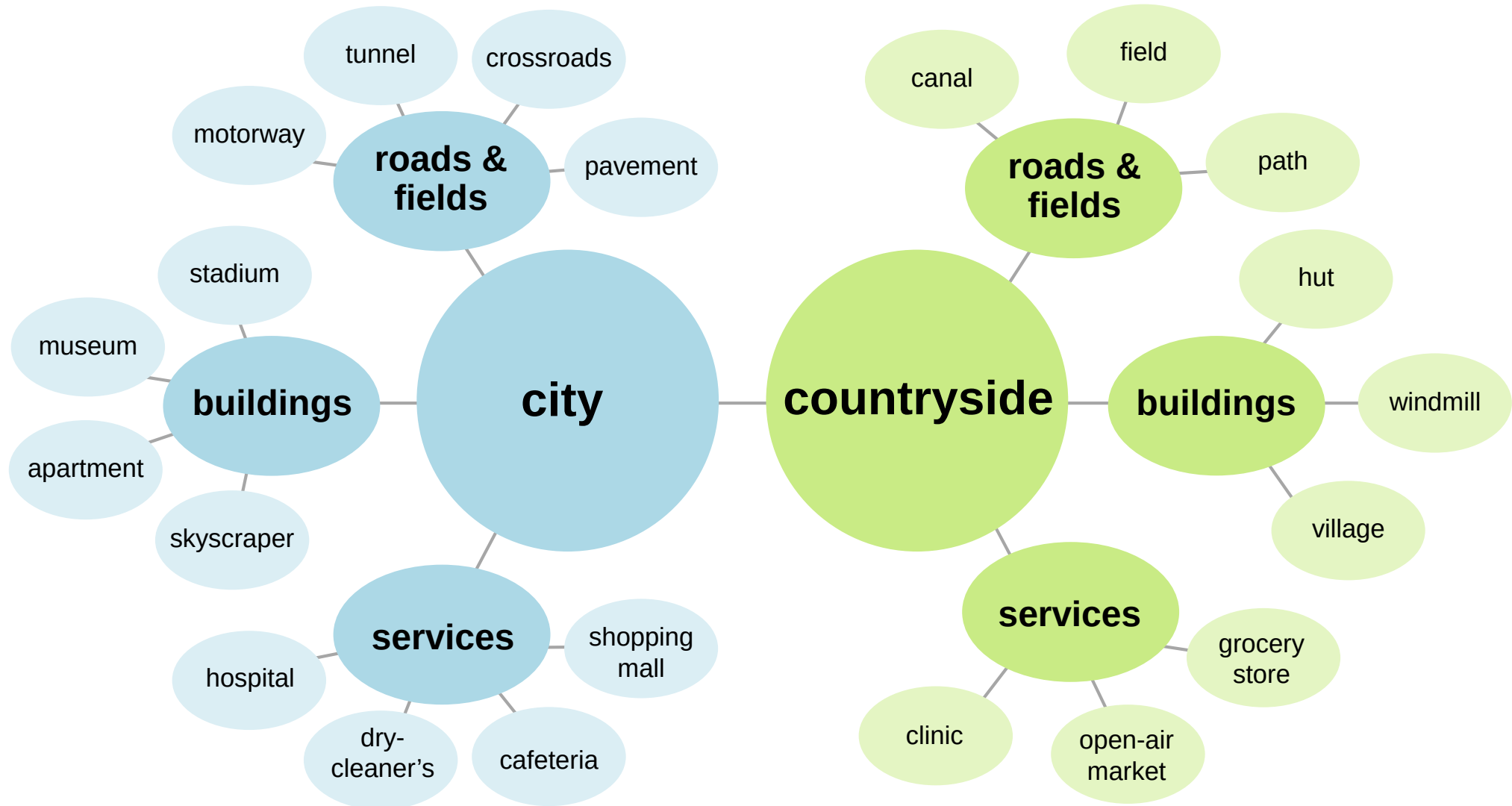
- The **double bubble map** is a good choice! Let's use the map to sketch our ideas!



Vocabulary List			
	roads and fields	buildings	services
city	pavement, crossroads, tunnel, motorway	stadium, museum, apartment, skyscraper	dry-cleaner's, hospital, shopping mall, cafeteria
countryside	canal, field, path	hut, village, windmill	grocery store, clinic, open-air market

VOCABULARY SUMMARY

- Let's examine what the complete map looks like.





- **Create your vocabulary mind map about the city and the countryside.**

Option 1

You can draw your own mind map.

Option 2

Find the mind map in your student book and finish it.



The background features a cityscape at night with illuminated buildings and a blurred light trail from a train or bus. A large green triangular overlay covers the right side of the image. Several colorful circles (orange, light green, blue) are scattered across the scene.

WHAT'S NEXT...

In the next lesson, we're going to learn an essay about whether people should leave the countryside for the city life.
See you next time!