

WRITE SOURCE 1

The Writing Process

LESSON 5 The Writing Process I



Lead-in

How do we make a pancake?



How do we write?



Today we'll learn that ...

Writers follow the
writing process.



Step 1

Prewrite

Write

Revise

Edit

Publish

Prewrite means “before-writing”. You might want to think about:



What
should I
write?

find a topic

What do
I write
about it?

decide what to write




1. How do we find a topic?

Writers list
words to find
a topic.

goldfish



tadpoles



snails



2. How do we decide what to write?

What can tadpoles do?

Writers gather
details.

wiggle


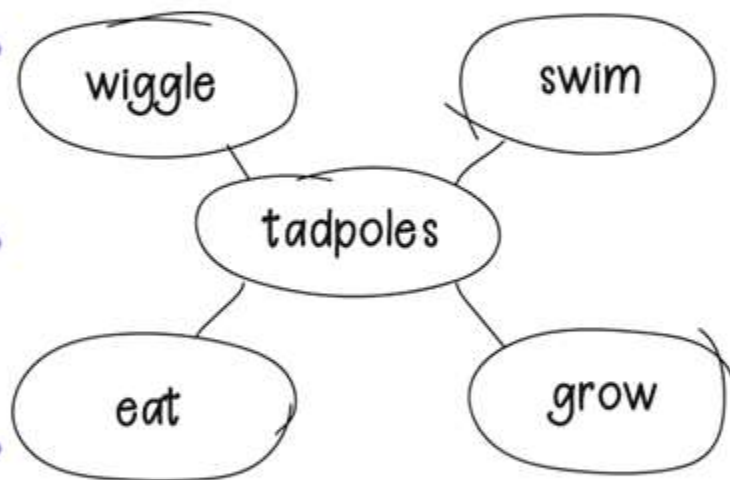
?

tadpoles

?

grow


Now the writer starts to write!



tadpoles grow
into frogs

How do we make it better?

Writers add
details with ^.



tadpoles grow


into frogs



☒ Capital letters ≡

☒ Spaces


☒ End marks ○



tadpoles grow

into frogs

big



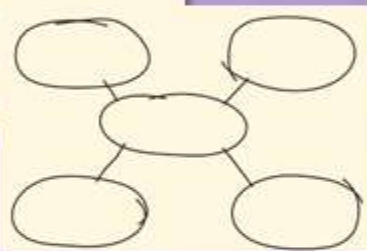
Tadpoles grow
into big frogs.

Let's Do

Reorder all steps with numbers.

1

Topic List



tadpoles grow
into frogs
big

Tadpoles grow
into big frogs.

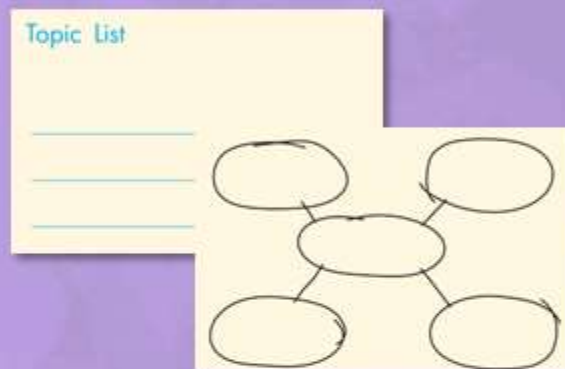
tadpoles grow
into frogs

tadpoles grow
into frogs
big

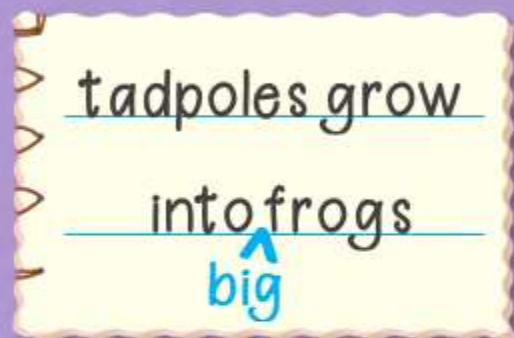
Wrap Up

Student Book: P20-29
Worksheets: P4

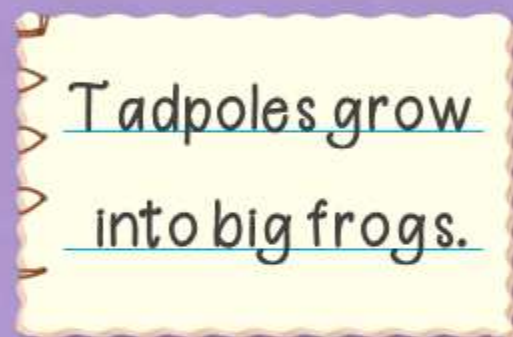
1 Prewrite



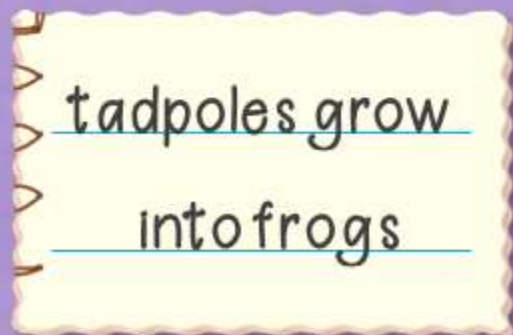
3 Revise



5 Publish



2 Write



4 Edit

