

\*a practice with NO homework

# WRITE SOURCE 1

## The Writing Process

### LESSON 7 The Writing Process III



# The Writing Process



Plan your writing.



Write your first draft.



Add details to make it better.



Check your writing.



Share your writing.






Today I'll practice ...



Following the  
writing process to  
write about **a person.**

## Lead-in

How many family members do you know?





## Step 1

Prewrite

Write

Revise

Edit

Publish



I list family members to find a topic.



-----



-----



-----

## Step 1

Prewrite

Write


Revise

Edit

Publish



I gather details. (age, job, look, hobby ...)





**Write:** I write my first draft. (3 sentences)

-----

-----


-----

**Revise:** I add details to make it better.

\* Use ^ to add details.

**Edit:** I check my writing.

\* Capital letters/ Spaces/ End marks



## Step 5

Prewrite

Write

Revise

Edit

Publish



I share my writing.

Three sets of horizontal dashed lines for writing practice.



## Wrap Up



Prewrite

Plan your writing.



Write

Write your first draft.



Revise

Add details to make it better.



Edit

Check your writing.



Publish

Share your writing.

\* a practice with NO homework

