

WRITE SOURCE

Narrative Writing

LESSON 21

Narrative Paragraph
Write

2



Prewrite

Write

Revise

Edit

Publish



 **Choose your topic.**

Think about special times → Finish Sentence Starters → Choose a Topic

 **Gather your ideas.**

Draw A Story Map → Write Keywords → Tell the Story

Review

Where were we last time?

Prewrite

In our last lesson, Robin has chosen a topic and drawn a story map.

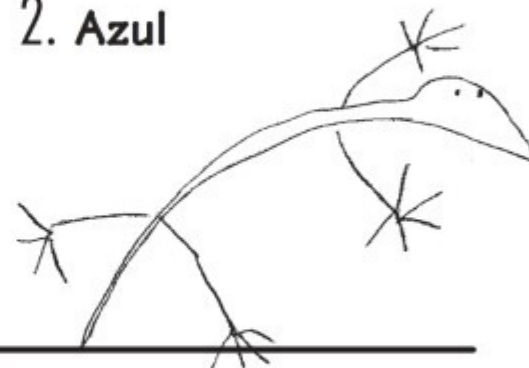


One day, I lost Azul at school.

1. my backpack



2. Azul



3. looked and looked



4. on teacher's desk



Today we'll learn ...



The Writing Process of a Narrative Paragraph: Write

Prewrite

Write

Revise

Edit

Publish

Using his story map,
Robin writes his
first draft.



One day, I lost Azul at school.

I opened my backpack.

Azul jumt out.


I looked and looked

he was on my teacher's desk!

1. my backpack




2. Azul



3. looked and looked



4. on teacher's desk



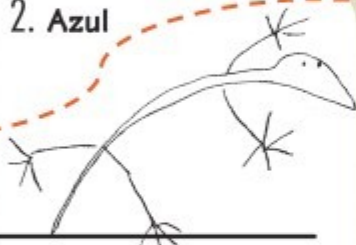
Let's Do

Match the pictures to the sentences.

1. my backpack




2. Azul



3. looked and looked



4. on teacher's desk



One day, I lost Azul at school.


I opened my backpack.

- Azul jumt out.
- I looked and looked
- he was on my teacher's desk!

Let's Learn

Start to write a narrative paragraph!

1. Begin
Begin with the
sentence starter.



One day, I lost Azul at school.

One day, I lost Azul at school.

I opened my backpack.

Azul jumped out.

I looked and looked

he was on my teacher's desk!



Let's Learn

2. Look & Write

Look at your story map
and write a sentence
for each picture.



One day, I lost Azul at school.

I opened my backpack.

Azul jumt out.

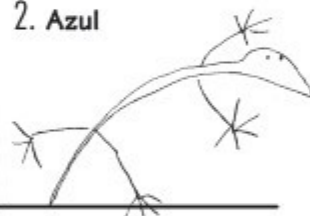
I looked and looked.

he was on my teacher's desk!

1. my backpack



2. Azul



3. looked and looked



4. on teacher's desk



Let's Do

Open the
screenshot of the
story map you
finished last time!



Take a picture of it
for the next class.

- 1 Write a
beginning for
your topic
(who, when,
what happened).

- 2 Check your
story map and
write a sentence
for each picture.



Prewrite

Write

Revise

Edit

Publish

Begin

Look and Write

One day (when), I ... (who, what happened)

Look at the story map and write a sentence for each picture.

