

WRITE SOURCE

Narrative Writing

LESSON 22

Narrative Paragraph

Revise

2



Prewrite

Write

Revise

Edit

Publish

Begin

Look and Write

One day (when), I ... (who, what happened)

Look at the story map and write a sentence for each picture.



Review

Where were we last time?

Write

In our last lesson, Robin wrote his first draft.



One day, I lost Azul at school.

I opened my backpack.

Azul jumt out.


I looked and looked

he was on my teacher's desk!

1. my backpack



2. Azul



3. looked and looked



4. on teacher's desk



Today we'll learn ...

The Writing Process of a Narrative Paragraph: Revise



Robin reads his first draft to his friend Alice.



Step 1: Read

One day, I lost Azul at school.

I opened my backpack.


Azul jumt out.

I looked and looked

he was on my teacher's desk!



Let's Learn



What do you think of it?

Step 2: Talk

Robin and Alice talk about the draft.

One day, I lost Azul at school.

I opened my backpack.

Azul jumpt out.


I looked and looked

he was on my teacher's desk!



Who is Azul?

Let's Learn



Azul is my
pet lizard.

Step 3: Change

Robin uses a caret (^) to add words.

One day, I lost Azul at school. ^ Azul is my pet lizard.

I opened my backpack.

Azul jumt out.

I looked and looked

he was on my teacher's desk!



One day, I lost Azul at school. Azul is my pet lizard. ^

I opened my backpack.

Azul jumt out.

I looked and looked

he was on my teacher's desk!

You can also
use time-order
words!



Let's Learn

I see! I can put
"then" here!

Step 3: Change

Robin use carets (^) to add words.

Azul is my pet lizard.

One day, I lost Azul at school. ^

I opened my backpack.

Then
^ Azul jumpt out.

Like, you can
put a "then"
here.

I looked and looked

he was on my teacher's desk!



Time-Order Words


- then
- soon
- first
- later
- next
- now




Time-order words tell **when things happen in a story.**



In the morning, I get up and get dressed.



Then I go to the toilet and wash hands.



Next, I brush my teeth and wash my face.

Let's Do



Check the first draft you finished last time.
Read, talk and change it with your teacher.



Take a picture of it for the next class.



Prewrite**Write****Revise****Edit****Publish**
Read → Talk → Change

* Don't forget to use time-order words!
then, first, next, soon, later, now

