

WRITE SOURCE

Expository Writing

LESSON 27

Expository Paragraph
Write

2



Prewrite

Write

Revise

Edit

Publish

Choose your topic.

Gather your details.

Think → List → Choose

Draw an Order Chart



Topic: How to Make Green Paint	
Step 1	yellow blue
Step 2	mix
Step 3	green

Review




Where were we last time?

Prewrite

In our last lesson, Robin chose a topic and made an order chart. Now he is going to write his draft.



Topic: How to Make Green Paint

Step 1	 yellow blue
Step 2	 mix
Step 3	 green

Today we'll learn ...

The Writing Process of an Expository Paragraph:

Write

Prewrite

Write

Revise

Edit

Publish



Let's Learn

Write your first draft.

Using the order chart,
Robin wrote his first draft.

Topic: How to Make Green Paint

Step 1	yellow   blue
Step 2	mix 
Step 3	green 

You can make green paint.

First, get yellow paint and blue paint

Then mix both of the paints together.

now, the two colors make green paint.



1. Start

Start with a "You can"
sentence.



You can make green paint.

First, get yellow paint and blue paint

Then mix both of the paints together.





now, the two colors make green paint.



2. Write

Write a sentence for each of your steps.

Topic: How to Make Green Paint

Step 1	yellow  blue 
Step 2	mix 
Step 3	green 

You can make green paint.

First, get yellow paint and blue paint

Then mix both of the paints together.

now, the two colors make green paint.

Let's Learn

Write your first draft.

3. Use

Use **time-order** words.



You can make green paint.

First, get yellow paint and blue paint

Then mix both of the paints together.

now, the two colors make green paint.

Topic: How to Make Green Paint

Step 1

yellow



blue

Step 2

mix



Step 3

green



Time-order Words

- first
- second
- then
- next
- now



Instead of step 1, 2, 3, 4,
time-order words can tell **the order of all the steps.**



_____,
cut a lemon
in half.



_____,
squeeze the
lemon with
a juicer.



_____,
pour out
the juice
into a glass.



_____,
add some
water to
the glass.

Let's Do

Open the
screenshot of the
Order Chart you
finished last time!



Take a picture of it
for the next class.

- ① Write a "You
can..." sentence

- ② Write one
sentence for
each step of the
chart. Don't
forget to use
time-order words.



Prewrite

Write

Revise

Edit

Publish




Start

You can...

Use time-order words to write each step.

Look at the order chart and write a sentence for each step. Use time-order words. (like first, next, then, etc.)

Topic: How to Make Green Paint

Step 1	yellow   blue
Step 2	mix 
Step 3	green 