

WRITE SOURCE

2

Creative Writing - Poems

LESSON 51

Poems Writing
Prewrite & Write



- A list poem is a special type of poem. It follows a pattern:
a list of sentences that begin the same way.
- Write a list poem:
 1. Think about a special topic.
 2. Find the right describing words.
 3. Use the words in sentences that follow a pattern.

example

Cats

Cats are curious.

Cats are snuggly.

Cats are sneaky.

Cats are furry.

Cats are purry.

Cats are curious!



Today we'll learn ...



The Writing Process of a List Poem:

Prewrite & Write




Lead-in

Lily wants to write a list poem.
What did she do for prewriting
and writing?



Step 1: Choose

For prewriting, Lily chooses her topic.
What did she choose?



Step 2: Gather

Lily uses her senses to gather details in a cluster.
Can you help her?



Let's Learn

Check my answers.
They have the same
ending sound "y"!



see



messy

tastes



slippery

spaghetti

see



sloppy

hear

slurpy



1. Begin

Begin each sentence
the same way.



How did I
start each line?

Spaghetti is ...

Spaghetti is ...

spaghetti is ...

Spaghetti is ...

Spaghetti is ...



2. Add

Add a new describing word to each sentence.

Can you help me complete each line?



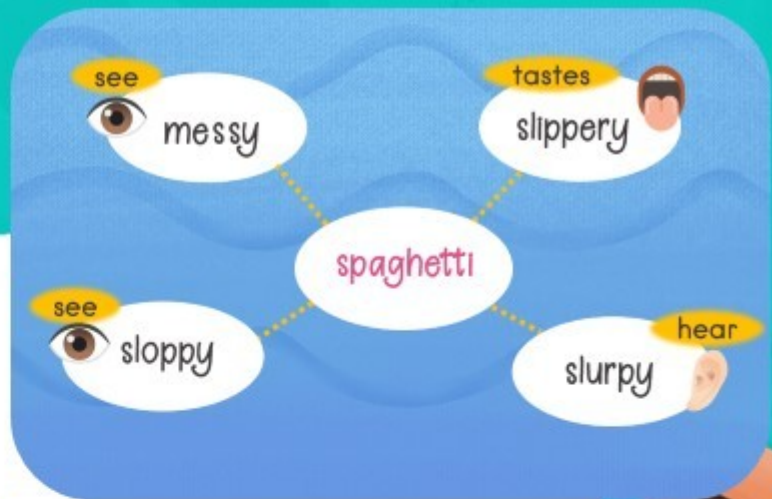
Spaghetti is messy.

Spaghetti is slippery.

spaghetti is _____

Spaghetti is _____

Spaghetti is...



How should I
end my poem?



Spaghetti is messy.

Spaghetti is slippery.

spaghetti is sloppy.

Spaghetti is slurpy.



3. End

End your poem with
your first sentence.



Spaghetti is messy.

Spaghetti is slippery.

spaghetti is sloppy.

Spaghetti is slurpy.


Spaghetti is messy.

Compare the
first line and
the last line.



Let's Do

Make a cluster of the topic "ice cream".



~~icy~~
bitter
creamy
fruity
hot
lemony
grassy
chocolaty



Take a picture of it
for the next class.

Use your cluster to write your first draft.

1. **Begin** each sentence
the same way.

2. **Add a** new describing
word to each sentence.

3. **End** your poem with
your first sentence.



Prewrite

Choose your topic.



Gather details.

Write

Begin each sentence the same way.



Add a new describing word to each sentence.



End your poem with your first sentence.

Revise**Edit****Publish**